	Page Unified School District, #8 PDF Cover sheet		500 S. Navajo Dr Page, AZ 86040
	RFP: 19-04-24 PROJECT: Food Services	Page 1 of 205	

The following pdf file contains:

Page 63

1. Bell Schedules for each site
2. School Calendars
3. Labor by site

Page 64

4. Menus for each site showing the number of entrees
5. Ala Carte Menu with serving sizes
6. Claims for prior years and current year
7. Food Service AFRs

Lake View Bell Schedule

<u>Tawny Eagles</u> Ms. Watson, Mrs. Knapp, Ms. Ayub, Mrs. Osterink												
Regular Schedule		1st Bell	2nd Bell	Lunch		Release	Half day schedule	1st Bell	2nd Bell	Lunch		Release
	Monday	7:50	8:05	11:00	11:45	3:00		7:50	8:05	10:45	11:30	12:30
	Tuesday	7:50	8:05	11:00	11:45	3:00		7:50	8:05	10:45	11:30	12:30
	Wednesday	7:50	8:05	11:00	11:45	3:00		7:50	9:35	10:45	11:30	12:30
	Thursday	7:50	8:05	11:00	11:45	3:00		7:50	8:05	10:45	11:30	12:30
	Friday	7:50	8:05	10:45	11:30	1:30		7:50	8:05	10:45	11:30	12:30
<u>Stellar Eagles</u> Mrs. Sessions, Mrs. Skinner, Ms. McCleaf, Ms. Couts												
Regular Schedule		1st Bell	2nd Bell	Lunch		Release	Half day schedule	1st Bell	2nd Bell	Lunch		Release
	Monday	7:50	8:05	11:10	11:55	3:00		7:50	8:05	10:55	11:40	12:30
	Tuesday	7:50	8:05	11:10	11:55	3:00		7:50	8:05	10:55	11:40	12:30
	Wednesday	7:50	8:05	11:10	11:55	3:00		7:50	8:05	10:55	11:40	12:30
	Thursday	7:50	8:05	11:10	11:55	3:00		7:50	8:05	10:55	11:40	12:30
	Friday	7:50	8:05	10:55	11:40	1:30		7:50	8:05	10:55	11:40	12:30
<u>Black Chested Eagles</u> Ms. Schramek, Mrs. Leatherbury, Ms. Wingrove, Ms. Norcutt												
Regular Schedule		1st Bell	2nd Bell	Lunch		Release	Half day schedule	1st Bell	2nd Bell	Lunch		Release
	Monday	7:50	8:05	11:30	12:15	3:00		7:50	8:05	11:15	12:00	12:30
	Tuesday	7:50	8:05	11:30	12:15	3:00		7:50	8:05	11:15	12:00	12:30
	Wednesday	7:50	8:05	11:30	12:15	3:00		7:50	8:05	11:15	12:00	12:30
	Thursday	7:50	8:05	11:30	12:15	3:00		7:50	8:05	11:15	12:00	12:30
	Friday	7:50	8:05	11:15	12:00	1:30		7:50	8:05	11:15	12:00	12:30
<u>Harpy Eagles</u> Mrs. Batorski, Mrs. Bartholomew, Mrs. Senining, Mr. Brink												
Regular Schedule		1st Bell	2nd Bell	Lunch		Release	Half day schedule	1st Bell	2nd Bell	Lunch		Release
	Monday	7:50	8:05	11:40	12:25	3:00		7:50	8:05	11:25	12:10	12:30
	Tuesday	7:50	8:05	11:40	12:25	3:00		7:50	8:05	11:25	12:10	12:30
	Wednesday	7:50	8:05	11:40	12:25	3:00		7:50	8:05	11:25	12:10	12:30
	Thursday	7:50	8:05	11:40	12:25	3:00		7:50	8:05	11:25	12:10	12:30
	Friday	7:50	8:05	11:25	12:10	1:30		7:50	8:05	11:25	12:10	12:30
<u>Golden Eagles</u> Mrs. Harris, Mrs. Williams, Ms. Montez-Dasler, Mrs. Henderson												
Regular Schedule		1st Bell	2nd Bell	Lunch		Release	Half day schedule	1st Bell	2nd Bell	Lunch		Release
	Monday	7:50	8:05	11:50	12:35	3:00		7:50	8:05	11:35	12:20	12:30
	Tuesday	7:50	8:05	11:50	12:35	3:00		7:50	8:05	11:35	12:20	12:30
	Wednesday	7:50	8:05	11:50	12:35	3:00		7:50	8:05	11:35	12:20	12:30
	Thursday	7:50	8:05	11:50	12:35	3:00		7:50	8:05	11:35	12:20	12:30
	Friday	7:50	8:05	11:35	12:20	1:30		7:50	8:05	11:35	12:20	12:30
<u>Bald Eagles</u> Mrs. Tapaha, Mrs. O'Neal, Ms. Reitze, Mrs. Redman												
Regular Schedule		1st Bell	2nd Bell	Lunch		Release	Half day schedule	1st Bell	2nd Bell	Lunch		Release
	Monday	7:50	8:05	12:05	12:50	3:00		7:50	8:05	11:45	12:20	12:30
	Tuesday	7:50	8:05	12:05	12:50	3:00		7:50	8:05	11:45	12:20	12:30
	Wednesday	7:50	8:05	12:05	12:50	3:00		7:50	8:05	11:45	12:20	12:30
	Thursday	7:50	8:05	12:05	12:50	3:00		7:50	8:05	11:45	12:20	12:30
	Friday	7:50	8:05	11:50	12:35	1:30		7:50	8:05	11:45	12:20	12:30

****Please Note****

On bad weather days our regular schedule may change to a late start or half day schedule. You will be notified by the automatic phone messaging system. You can get information from local radio stations.

Students will be located indoors during recess times. For student pick up on these days please refer to the Bad Weather Day Procedures section within this handbook.

Desert View Intermediate School

Lunch Times and Order

2018 - 2019

Lunch Times & Order				
POD	Lunch Time	Recess Bell		
3A	11:15am	11:55am	Rinetti	Calnimptewa
				Williams, D.
3B	11:25am	12:05pm	Herto	Pontevedra
			Warner	James
4A	11:35am	12:15pm	Palizzi	Wright
			Piler	Garduno
4B	11:45am	12:25pm	Johnson	Bergstrom
			Mondragon	Stoney
			Clesca	
5B	11:55am	12:35pm	Gilbert	Williams, B
			Serventi	Viers
5A	12:05pm	12:45pm	Tucker	Talbot
			Corey	Tarket
			Tso	

❖ Teachers: Please stay in the cafeteria with your students for the first 10 minutes and until they are all seated and eating.

Pms

Regular (M - Th) Schedule

Period	Lunch One		Period	Lunch Two
BIC	7:55-8:05	10	BIC	7:55-8:05
1	8:05-8:57	52	1	8:05-8:57
2	9:00-9:52	52	2	9:00-9:52
3	9:55-10:47	52	3	9:55-10:47
Lunch	10:50-11:20	30/52	4	10:50-11:42
4	11:23-12:15	52/30	Lunch	11:45-12:15
5	12:18-1:10	52	5	12:18-1:10
6	1:13 - 2:05	52	6	1:13 - 2:05
7	2:08 - 3:00	52	7	2:08 - 3:00

Friday Schedule

Period	Lunch One	
BIC	7:55-8:05	10
1	8:05-8:15	10
2	8:18 - 8:58	40
3	9:01 - 9:41	40
4	9:44-10:24	40
5	10:27-11:07	40
Lunch	11:10-12:02	52
Grade level activity	11:10-11:30	20
lunch	11:30-12:02	32
6	12:07-12:47	40
7	12:50-1:30	40

Grade level lunch activity dates

6th grade	7th grade	8th grade
*8/10/2018	8/17	8/24
9/7	9/14	9/21
9/28	10/5	*10/19/2018
10/26	11/2	11/9
11/16	11/30	12/7
12/14	*1/11/2018	1/18
1/25	2/1	2/8
2/22	3/1	3/8
*3/15/2018	3/29	4/5
4/12	4/19	5/3
5/10	5/17	5/23-8th grade celest

teacher lunch duty for grade level activity

*assembly schedule



PHS Bell Schedule 2018-2019

Mon-Thurs	Friday
<i>Period A1/B5</i>	<i>Period A1/B5</i>
8:00 - 9:30	8:00-9:08
<i>Period A2/B6</i>	<i>Period A2/B6</i>
9:35 - 11:10	9:13 -10:24
Lunch 11:10-11:50	<i>Period A3/B7</i>
<i>Period A3/B7</i>	10:29 - 11:37
11:55 - 1:25	Lunch 11:37-12:17
<i>Period A4/B8</i>	<i>Period A4/B8</i>
1:30 - 3:00	12:22 - 1:30

Postion Title	Hours per week	Rate		
Desert View			Jan-19	
Kitchen Lead	40	\$ 14.50		
Cafeteria Worker	35	\$ 10.50	\$ 11.00	
Cafeteria Worker	38	\$ 10.50	\$ 11.00	
Cafeteria Worker	30	\$ 10.50	\$ 11.00	
Cafeteria Worker	30	\$ 10.50	\$ 11.00	
Cafeteria Worker	30	\$ 10.50	\$ 11.00	
Lake View				
Kitchen Lead	40	\$ 14.50		
Cafeteria Worker	38	\$ 10.50	\$ 11.00	
Cafeteria Worker	35	\$ 10.50	\$ 11.00	
Cafeteria Worker	30	\$ 10.50	\$ 11.00	
Cafeteria Worker	23	\$ 10.50	\$ 11.00	
Cafeteria Worker	20	\$ 10.50	\$ 11.00	
Page Middle School				
Kitchen Lead	40	\$ 14.50		
Cafeteria Worker	38	\$ 10.50	\$ 11.00	
Cafeteria Worker	35	\$ 10.50	\$ 11.00	
Cafeteria Worker	35	\$ 10.50	\$ 11.00	
Cafeteria Worker	28	\$ 10.50	\$ 11.00	
Warehouse Driver*	40	\$ 17.16		
Page High School				
Kitchen Lead	40	\$ 13.00		
Cafeteria Worker	38	\$ 10.50	\$ 11.00	
Cafeteria Worker	23	\$ 10.50	\$ 11.00	

* PUSD Employee

Arizona Department of Education
Child Nutrition Program

NSLP

ADE Home

National School Lunch Program - NSLP

Applications

Claims

CNP Overview

You are logged in as Mildred Calamity

Claims

Meal Service Summary

Help | Logoff

You are in: NSLP Home > NSLP Claims Index > Meal Service Summary

Calendar Year:

2016

Month:

August

Page Unified District (03-02-08)

Accurate as of 2/24/2017 8:12:27 AM

2016 August

Meal	Count	Rate	Amount
Breakfast - High Rate or At-Risk			
Free Meals Served	9,815	N/A	\$ 20,022.60
Reduced-Price Meals Served	683	N/A	1,188.42
Paid Meals Served	1,020	0.2900	295.80
Total:			\$ 21,506.82
Lunch - High Rate or At-Risk			
Free Meals Served	23,135	3.1800	\$ 73,569.30
Reduced-Price Meals Served	2,046	2.7800	5,687.88
Paid Meals Served	5,029	0.3200	1,609.28
Add-On for Menu Certification	30,210	0.0600	1,812.60
Total:			\$ 82,679.06
Afternoon Snack - High Rate or At-Risk			
Free Meals Served	0	0.8600	\$ 0.00
Total:			\$ 0.00
Month Total:			\$ 104,185.88

after Calamity


[NSLP](#) [SFSP](#) [ADE Home](#)

National School Lunch Program - NSLP

[Applications](#) [Claims](#) [CNP Overview](#)

You are logged in as Mary Jennett

Claims

Meal Service Summary

[Help](#) | [Logoff](#)

You are in NSLP Home > NSLP Claims Index > Meal Service Summary

 Calendar Year:
 Month:

Page Unified District (03-02-08)

Accurate as of 9/7/2016 8:30:30 AM

2016 August

Meal	Count	Rate	Amount
Breakfast			
Free Meals Served	41	1.7100	\$ 70.11
Reduced-Price Meals Served	0	1.4100	0.00
Paid Meals Served	6	0.2900	1.74
		Total:	\$ 71.85
Breakfast - High Rate or At-Risk			
Free Meals Served	9,774	N/A	\$ 19,938.96
Reduced-Price Meals Served	683	N/A	1,188.42
Paid Meals Served	1,014	0.2900	294.06
		Total:	\$ 21,421.44
Lunch - High Rate or At-Risk			
Free Meals Served	23,135	3.1800	\$ 73,569.30
Reduced-Price Meals Served	2,046	2.7800	5,687.88
Paid Meals Served	5,029	0.3200	1,609.28
Add-On for Menu Certification	30,210	0.0600	1,812.60
		Total:	\$ 82,679.06
Afternoon Snack - High Rate or At-Risk			
Free Meals Served	0	0.8600	\$ 0.00
		Total:	\$ 0.00
Month Total:			\$ 104,172.35

August 2016
Enrollment

DVE	-	716
LVE	-	591
FMS	-	631
PHS	-	895
MMHS	-	29
Tse' Yaato	-	45

Arizona Department of Education
Child Nutrition Program

NSLP

SFSP

ADE Home

National School Lunch Program - NSLP

[Applications](#) [Claims](#) [CNP Overview](#)

You are logged in as Mary Jennett

Claims

NSLP Site Claim

[Help](#) | [Logoff](#)You are in [NSLP Home](#) > [NSLP Claims Index](#) > [NSLP Site Claim](#)

Enter the information into the form. For meal quantities that are unknown or none served, enter zero (0). Click **Save** to save your changes or click **Cancel** to disregard your changes since the last save. Be sure to enter only *whole numbers* (no decimals/cents).

Desert View Elementary Intermediate
(03-02-08-101)

Sponsored by Page Unified District (03-02-08)

2017 Program Year

August

Original Claim

Regular Claim

Pending Submission**Your claim data has been saved successfully.****Breakfast - Severe Need**

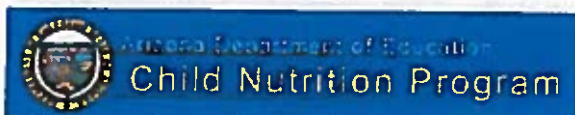
Number of Days Served:	<input type="text" value="21"/>
Free Meals Served:	<input type="text" value="2791"/>
Reduced-Price Meals Served:	<input type="text" value="139"/>
Paid Meals Served:	<input type="text" value="311"/>
Total Meals Served:	3241
Participants Approved for Free Meals:	<input type="text" value="506"/>
Participants Approved for Reduced-Price Meals:	<input type="text" value="45"/>
Participants Approved for Paid Meals:	<input type="text" value="222"/>
Participants Enrolled:	<input type="text" value="716"/>

Lunch - High Rate

Number of Days Served:	<input type="text" value="21"/>
Free Meals Served:	<input type="text" value="8422"/>
Reduced-Price Meals Served:	<input type="text" value="602"/>
Paid Meals Served:	<input type="text" value="1637"/>
Total Meals Served:	10661
Participants Approved for Free Meals:	<input type="text" value="506"/>
Participants Approved for Reduced-Price Meals:	<input type="text" value="45"/>
Participants Approved for Paid Meals:	<input type="text" value="222"/>
Participants Enrolled:	<input type="text" value="716"/>

Afternoon Snack - High Rate	
Number of Days Served:	<input type="text" value="0"/>
Free Meals Served:	<input type="text" value="0"/>
Participants Enrolled:	<input type="text" value="0"/>
Attendance Factor	
Attendance Factor:	92.95 %

Created by Mary Jennett on 9/7/2016 at 8:14:31 AM
Modified by Mary Jennett on 9/7/2016 at 8:16:45 AM



NSLP

SFSP

ADE Home

National School Lunch Program - NSLP[Applications](#) | [Claims](#) | [CNP Overview](#)

You are logged in as Mary Jennett

Claims

NSLP Site Claim

[? Help](#) | [+ Logoff](#)You are in [NSLP Home](#) > [NSLP Claims Index](#) > [NSLP Site Claim](#)

Enter the information into the form. For meal quantities that are unknown or none served, enter zero (0). Click **Save** to save your changes or click **Cancel** to disregard your changes since the last save. Be sure to enter only *whole numbers* (no decimals/cents).

Lake View Elementary Primary (03-02-08-102)

Sponsored by Page Unified District (03-02-08)
2017 Program Year
August
Original Claim
Pending Submission

Regular Claim

Your claim data has been saved successfully.

Breakfast - Severe Need

Number of Days Served:	<input type="text" value="21"/>
Free Meals Served:	<input type="text" value="3362"/>
Reduced-Price Meals Served:	<input type="text" value="358"/>
Paid Meals Served:	<input type="text" value="425"/>
Total Meals Served:	4145
Participants Approved for Free Meals:	<input type="text" value="388"/>
Participants Approved for Reduced-Price Meals:	<input type="text" value="53"/>
Participants Approved for Paid Meals:	<input type="text" value="206"/>
Participants Enrolled:	<input type="text" value="591"/>

Lunch - High Rate

Number of Days Served:	<input type="text" value="21"/>
Free Meals Served:	<input type="text" value="6398"/>
Reduced-Price Meals Served:	<input type="text" value="843"/>
Paid Meals Served:	<input type="text" value="1702"/>
Total Meals Served:	8943
Participants Approved for Free Meals:	<input type="text" value="388"/>
Participants Approved for Reduced-Price Meals:	<input type="text" value="53"/>
Participants Approved for Paid Meals:	<input type="text" value="206"/>
Participants Enrolled:	<input type="text" value="591"/>

Afternoon Snack - High RateNumber of Days Served: Free Meals Served: Participants Enrolled: **Attendance Factor**

Attendance Factor: 92.27 %

Created by Mary Jennett on 9/7/2016 at 8:17:26 AM
Modified by Mary Jennett on 9/7/2016 at 8:19:19 AM



NSLP

SESP

ADE Home

National School Lunch Program - NSLP[Applications](#) | [Claims](#) | [CNP Overview](#)

You are logged in as Mary Jennett

Claims

NSLP Site Claim

[? Help](#) | [Logoff](#)

You are in NSLP Home > NSLP Claims Index > NSLP Site Claim

Enter the information into the form. For meal quantities that are unknown or none served, enter zero (0). Click **Save** to save your changes or click **Cancel** to disregard your changes since the last save. Be sure to enter only *whole numbers* (no decimals/cents).

Page Middle School (03-02-08-106)

Sponsored by Page Unified District (03-02-08)

2017 Program Year

August

Original Claim

Regular Claim

Pending Submission**Your claim data has been saved successfully.**

Breakfast - Severe Need

Number of Days Served:	<input type="text" value="21"/>
Free Meals Served:	<input type="text" value="1736"/>
Reduced-Price Meals Served:	<input type="text" value="62"/>
Paid Meals Served:	<input type="text" value="101"/>
Total Meals Served:	1899
Participants Approved for Free Meals:	<input type="text" value="443"/>
Participants Approved for Reduced-Price Meals:	<input type="text" value="38"/>
Participants Approved for Paid Meals:	<input type="text" value="180"/>
Participants Enrolled:	<input type="text" value="631"/>

Lunch - High Rate

Number of Days Served:	<input type="text" value="21"/>
Free Meals Served:	<input type="text" value="5039"/>
Reduced-Price Meals Served:	<input type="text" value="388"/>
Paid Meals Served:	<input type="text" value="1072"/>
Total Meals Served:	6499
Participants Approved for Free Meals:	<input type="text" value="443"/>
Participants Approved for Reduced-Price Meals:	<input type="text" value="38"/>
Participants Approved for Paid Meals:	<input type="text" value="180"/>
Participants Enrolled:	<input type="text" value="631"/>

Afternoon Snack - High RateNumber of Days Served: Free Meals Served: Participants Enrolled: **Attendance Factor**

Attendance Factor: 91.28 %

Created by Mary Jennett on 9/7/2016 at 8:19:52 AM
Modified by Mary Jennett on 9/7/2016 at 8:21:50 AM



NSLP

SESP

ADE Home

National School Lunch Program - NSLP[Applications](#) | [Claims](#) | [CNP Overview](#)

You are logged in as Mary Jennett

Claims

NSLP Site Claim

[? Help](#) | [Logoff](#)

You are in NSLP Home > NSLP Claims Index > NSLP Site Claim

Enter the information into the form. For meal quantities that are unknown or none served, enter zero (0). Click **Save** to save your changes or click **Cancel** to disregard your changes since the last save. Be sure to enter only *whole numbers* (no decimals/cents).

Page High School (03-02-08-209)

Sponsored by Page Unified District (03-02-08)
2017 Program Year
August
Original Claim
Pending Submission

Regular Claim

Your claim data has been saved successfully.

Breakfast - Severe Need

Number of Days Served:	<input type="text" value="21"/>
Free Meals Served:	<input type="text" value="1759"/>
Reduced-Price Meals Served:	<input type="text" value="113"/>
Paid Meals Served:	<input type="text" value="148"/>
Total Meals Served:	2020
Participants Approved for Free Meals:	<input type="text" value="500"/>
Participants Approved for Reduced-Price Meals:	<input type="text" value="49"/>
Participants Approved for Paid Meals:	<input type="text" value="375"/>
Participants Enrolled:	<input type="text" value="895"/>

Lunch - High Rate

Number of Days Served:	<input type="text" value="21"/>
Free Meals Served:	<input type="text" value="2821"/>
Reduced-Price Meals Served:	<input type="text" value="185"/>
Paid Meals Served:	<input type="text" value="501"/>
Total Meals Served:	3507
Participants Approved for Free Meals:	<input type="text" value="500"/>
Participants Approved for Reduced-Price Meals:	<input type="text" value="49"/>
Participants Approved for Paid Meals:	<input type="text" value="375"/>
Participants Enrolled:	<input type="text" value="895"/>

Afternoon Snack - High RateNumber of Days Served: Free Meals Served: Participants Enrolled: **Attendance Factor**

Attendance Factor: 90.13 %

Created by Mary Jennett on 9/7/2016 at 8:22:18 AM
Modified by Mary Jennett on 9/7/2016 at 8:24:10 AM



Arizona Department of Education

Child Nutrition Program

NSLP

ADE Home

National School Lunch Program - NSLP

[Applications](#)[Claims](#)[CNP Overview](#)

You are logged in as Mildred Calamity

Claims

NSLP Site Claim

You are in [NSLP Home](#) > [NSLP Claims Index](#) > [NSLP Site Claim](#)[Help](#) | [Logoff](#)

Enter the information into the form. For meal quantities that are unknown or none served, enter zero (0). Click **Save** to save your changes or click **Cancel** to disregard your changes since the last save. Be sure to enter only *whole numbers* (no decimals/cents).

NOTE This claim has already been submitted. Editing any data and then saving this claim will cause its status to return to PENDING. Pending claims are not paid until they have been submitted, thus this claim will need to be re-submitted to be paid.

Manson Mesa High School
(03-02-08-210)

Sponsored by Page Unified District (03-02-08)
2017 Program Year
August
Revision 1 Claim
Submitted

State Agency Exception Claim

Breakfast - Severe Need	
Number of Days Served:	21
Free Meals Served:	41
Reduced-Price Meals Served:	0
Paid Meals Served:	6
Total Meals Served:	47
Participants Approved for Free Meals:	17
Participants Approved for Reduced-Price Meals:	0
Participants Approved for Paid Meals:	14
Participants Enrolled:	29
Lunch - High Rate	
Number of Days Served:	21
Free Meals Served:	49
Reduced-Price Meals Served:	0
Paid Meals Served:	27
Total Meals Served:	76
Participants Approved for Free Meals:	17
Participants Approved for Reduced-Price Meals:	0
Participants Approved for Paid Meals:	14
Participants Enrolled:	29
Attendance Factor	
Attendance Factor:	82.74 %

Created by Mary Nesteruck on 2/9/2017 at 2:22:43 PM
Modified by Mary Nesteruck on 2/9/2017 at 2:23:05 PM
Submitted by Mary Nesteruck on 2/9/2017 at 2:28:51 PM

[Cancel](#)



NSLP SFP ADE Home

National School Lunch Program - NSLP

Applications Claims **CNP Overview**

You are logged in as Mary Jennett

Claims

NSLP Site Claim

[Help](#) | [Logoff](#)

You are in NSLP Home > NSLP Claims Index > NSLP Site Claim

Enter the information into the form. For meal quantities that are unknown or none served, enter zero (0). Click Save to save your changes or click Cancel to disregard your changes since the last save. Be sure to enter only *whole numbers* (no decimals/cents).

Manson Mesa High School
(03-02-08-210)

Sponsored by Page Unified District (03-02-08)

2017 Program Year

August

Original Claim

Regular Claim

Pending Submission

Your claim data has been saved successfully.

Breakfast - Regular

Number of Days Served:	21
Free Meals Served:	41
Reduced-Price Meals Served:	0
Paid Meals Served:	6
Total Meals Served:	47
Participants Approved for Free Meals:	17
Participants Approved for Reduced-Price Meals:	0
Participants Approved for Paid Meals:	14
Participants Enrolled:	29

Lunch - High Rate

Number of Days Served:	21
Free Meals Served:	49
Reduced-Price Meals Served:	0
Paid Meals Served:	27
Total Meals Served:	76
Participants Approved for Free Meals:	17
Participants Approved for Reduced-Price Meals:	0
Participants Approved for Paid Meals:	14
Participants Enrolled:	29

Attendance Factor


Attendance Factor: 82.74 %

Created by Mary Jennett on 9/7/2016 at 8:24:39 AM
Modified by Mary Jennett on 9/7/2016 at 8:26:12 AM

Save

Delete

Cancel



NSLP SFSP ADE Home

National School Lunch Program - NSLP

Applications Claims CNP Overview

You are logged in as Mary Jennett

Claims

NSLP Site Claim

Help Logoff

You are in NSLP Home > NSLP Claims Index > NSLP Site Claim

Enter the information into the form. For meal quantities that are unknown or none served, enter zero (0). Click **Save** to save your changes or click **Cancel** to disregard your changes since the last save. Be sure to enter only *whole numbers* (no decimals/cents).

Tse'yaato' High School
(03-01-99-006)

Sponsored by Page Unified District (03-02-08)

2017 Program Year

August

Original Claim

Regular Claim

Pending Submission

Your claim data has been saved successfully.

Breakfast - Severe Need

Number of Days Served:	21
Free Meals Served:	125
Reduced-Price Meals Served:	11
Paid Meals Served:	29
Total Meals Served:	166
Participants Approved for Free Meals:	43
Participants Approved for Reduced-Price Meals:	2
Participants Approved for Paid Meals:	40
Participants Enrolled:	45

Lunch - High Rate

Number of Days Served:	21
Free Meals Served:	406
Reduced-Price Meals Served:	28
Paid Meals Served:	90
Total Meals Served:	524
Participants Approved for Free Meals:	43
Participants Approved for Reduced-Price Meals:	2
Participants Approved for Paid Meals:	40
Participants Enrolled:	45

Attendance Factor

Attendance Factor: 79.74 %

Created by Mary Jennett on 9/7/2016 at 8:26:41 AM
Modified by Mary Jennett on 9/7/2016 at 8:28:09 AM

Save

Delete

Cancel

Arizona Department of Education
Child Nutrition Program

NSLP | ADE Home

National School Lunch Program - NSLP

[Applications](#) | [Claims](#) | [CNP Overview](#)

You are logged in as Mildred Calamity

Claims

Meal Service Summary

You are in NSLP Home > NSLP Claims Index > Meal Service Summary

[Help](#) | [Logoff](#)

Calendar Year: 2016

Month: September

Page Unified District (03-02-08)

Accurate as of 2/24/2017 8:16:57 AM

2016 September

Meal	Count	Rate	Amount
Breakfast - High Rate or At-Risk			
Free Meals Served	10,126	N/A	\$ 20,657.04
Reduced-Price Meals Served	608	N/A	1,057.92
Paid Meals Served	818	0.2900	237.22
Total:			\$ 21,952.18
Lunch - High Rate or At-Risk			
Free Meals Served	23,707	3.1800	\$ 75,388.26
Reduced-Price Meals Served	2,138	2.7800	5,943.64
Paid Meals Served	4,548	0.3200	1,455.36
Add-On for Menu Certification	30,393	0.0600	1,823.58
Total:			\$ 84,610.84
Afternoon Snack - High Rate or At-Risk			
Free Meals Served	1,622	0.8600	\$ 1,394.92
Total:			\$ 1,394.92
Month Total:			\$ 107,957.94

11 9.90



Arizona Department of Education
Child Nutrition Program

NSLP | ADE Home

National School Lunch Program - NSLP

Applications | **Claims** | CNP Overview

You are logged in as Mildred Calamity

Claims

Meal Service Summary

Help | Logoff

You are in NSLP Home > NSLP Claims Index > Meal Service Summary

Calendar Year: 2016
Month: September

Page Unified District (03-02-08)

Accurate as of 10/3/2016 3:39:18 PM

2016 September

Meal	Count	Rate	Amount
Breakfast			
Free Meals Served	30	1.7100	\$ 51.30
Reduced-Price Meals Served	0	1.4100	0.00
Paid Meals Served	2	0.2900	0.58
	Total:		\$ 51.88
Breakfast - High Rate or At-Risk			
Free Meals Served	10,096	N/A	\$ 20,595.84
Reduced-Price Meals Served	608	N/A	1,057.92
Paid Meals Served	816	0.2900	236.64
	Total:		\$ 21,890.40
Lunch - High Rate or At-Risk			
Free Meals Served	23,707	3.1800	\$ 75,388.26
Reduced-Price Meals Served	2,138	2.7800	5,943.64
Paid Meals Served	4,548	0.3200	1,455.36
Add-On for Menu Certification	30,393	0.0600	1,823.58
	Total:		\$ 84,610.84
Afternoon Snack - High Rate or At-Risk			
Free Meals Served	1,622	0.8600	\$ 1,394.92
	Total:		\$ 1,394.92
	Month Total:		\$ 107,948.04

mg
9.90


[NSLP](#) | [ADE Home](#)

National School Lunch Program - NSLP

[Applications](#) | [Claims](#) | [CNP Overview](#)

You are logged in as Mildred Calamity

Claims

Site Meal Service Summary

[Help](#) | [Logoff](#)
You are in [NSLP Home](#) > [NSLP Claims Index](#) > Site Meal Service Summary

Calendar Year:

Month:

Desert View Elementary Intermediate (03-02-08-101)

Sponsored by Page Unified District (03-02-08)
Accurate as of 10/3/2016 3:43:56 PM

2016 September

Original

Meal	Count	Rate	Amount
Breakfast - High Rate or At-Risk			
Free Meals Served	2,791	2.0400	\$ 5,693.64
Reduced-Price Meals Served	77	1.7400	133.98
Paid Meals Served	229	0.2900	66.41
Total:			\$ 5,894.03
Lunch - High Rate or At-Risk			
Free Meals Served	8,534	3.1800	\$ 27,138.12
Reduced-Price Meals Served	615	2.7800	1,709.70
Paid Meals Served	1,376	0.3200	440.32
Add-On for Menu Certification	10,525	0.0600	631.50
Total:			\$ 29,919.64
Afternoon Snack - High Rate or At-Risk			
Free Meals Served	695	0.8600	\$ 597.70
Total:			\$ 597.70
Claim Total:			\$ 36,411.37


[NSLP](#) [ADE Home](#)

National School Lunch Program - NSLP

[Applications](#) | [Claims](#) | [CNP Overview](#)

You are logged in as Mildred Calamity

Claims

Site Meal Service Summary

[Help](#) | [Logoff](#)
You are in [NSLP Home](#) > [NSLP Claims Index](#) > Site Meal Service Summary

Calendar Year:
 Month:

Lake View Elementary Primary (03-02-08-102)

Sponsored by Page Unified District (03-02-08)

Accurate as of 10/3/2016 3:41:23 PM

2016 September

Original

Meal	Count	Rate	Amount
Breakfast - High Rate or At-Risk			
Free Meals Served	3,354	2.0400	\$ 6,842.16
Reduced-Price Meals Served	321	1.7400	558.54
Paid Meals Served	304	0.2900	88.16
Total:			\$ 7,488.86
Lunch - High Rate or At-Risk			
Free Meals Served	6,631	3.1800	\$ 21,086.58
Reduced-Price Meals Served	901	2.7800	2,504.78
Paid Meals Served	1,600	0.3200	512.00
Add-On for Menu Certification	9,132	0.0600	547.92
Total:			\$ 24,651.28
Afternoon Snack - High Rate or At-Risk			
Free Meals Served	280	0.8600	\$ 240.80
Total:			\$ 240.80
Claim Total:			\$ 32,380.94



NSLP

ADE Home

National School Lunch Program - NSLP

[Applications](#) | [Claims](#) | [CNP Overview](#)

You are logged in as Mildred Calamity

Claims

Site Meal Service Summary

[Help](#) | [Logoff](#)
You are in [NSLP Home](#) > [NSLP Claims Index](#) > Site Meal Service Summary

Calendar Year:

Month:

Page Middle School (03-02-08-106)

Sponsored by Page Unified District (03-02-08)
Accurate as of 10/3/2016 3:42:33 PM

2016 September

Original

Meal	Count	Rate	Amount
Breakfast - High Rate or At-Risk			
Free Meals Served	1,835	2.0400	\$ 3,743.40
Reduced-Price Meals Served	84	1.7400	146.16
Paid Meals Served	111	0.2900	32.19
Total:			\$ 3,921.75
Lunch - High Rate or At-Risk			
Free Meals Served	4,978	3.1800	\$ 15,830.04
Reduced-Price Meals Served	407	2.7800	1,131.46
Paid Meals Served	1,039	0.3200	332.48
Add-On for Menu Certification	6,424	0.0600	385.44
Total:			\$ 17,679.42
Afternoon Snack - High Rate or At-Risk			
Free Meals Served	647	0.8600	\$ 556.42
Total:			\$ 556.42
Claim Total:			\$ 22,157.59



NSLP

ADE Home

National School Lunch Program - NSLP

[Applications](#)[Claims](#)[CNP Overview](#)

You are logged in as Mildred Calamity

Claims

Site Meal Service Summary

[Help](#) | [Logoff](#)

You are in NSLP Home > NSLP Claims Index > Site Meal Service Summary

Calendar Year:
Month:

Page High School (03-02-08-209)

Sponsored by Page Unified District (03-02-08)
Accurate as of 10/3/2016 3:41:52 PM

2016 September

Original

Meal	Count	Rate	Amount
Breakfast - High Rate or At-Risk			
Free Meals Served	1,929	2.0400	\$ 3,935.16
Reduced-Price Meals Served	107	1.7400	186.18
Paid Meals Served	165	0.2900	47.85
Total:			\$ 4,169.19
Lunch - High Rate or At-Risk			
Free Meals Served	3,036	3.1800	\$ 9,654.48
Reduced-Price Meals Served	183	2.7800	508.74
Paid Meals Served	458	0.3200	146.56
Add-On for Menu Certification	3,677	0.0600	220.62
Total:			\$ 10,530.40
Afternoon Snack - High Rate or At-Risk			
Free Meals Served	0	0.8600	\$ 0.00
Total:			\$ 0.00
Claim Total:			\$ 14,699.59



Arizona Department of Education

Child Nutrition Program

NSLP

ADE Home

National School Lunch Program - NSLP

[Applications](#)[Claims](#)[CNP Overview](#)

You are logged in as Mildred Calamity

Claims

NSLP Site Claim

[Help](#) | [Logoff](#)You are in [NSLP Home](#) > [NSLP Claims Index](#) > [NSLP Site Claim](#)

Enter the information into the form. For meal quantities that are unknown or none served, enter zero (0). Click **Save** to save your changes or click **Cancel** to disregard your changes since the last save. Be sure to enter only *whole numbers* (no decimals/cents).

NOTE This claim has already been submitted. Editing any data and then saving this claim will cause its status to return to PENDING. Pending claims are not paid until they have been submitted, thus this claim will need to be re-submitted to be paid.

**Manson Mesa High School
(03-02-08-210)**

Sponsored by Page Unified District (03-02-08)

2017 Program Year

September

Revision 1 Claim

Submitted**State Agency Exception Claim****Breakfast - Severe Need**

Number of Days Served:	20
Free Meals Served:	30
Reduced-Price Meals Served:	0
Paid Meals Served:	2
Total Meals Served:	32
Participants Approved for Free Meals:	17
Participants Approved for Reduced-Price Meals:	0
Participants Approved for Paid Meals:	12
Participants Enrolled:	29

Lunch - High Rate

Number of Days Served:	20
Free Meals Served:	32
Reduced-Price Meals Served:	0
Paid Meals Served:	25
Total Meals Served:	57
Participants Approved for Free Meals:	17
Participants Approved for Reduced-Price Meals:	0
Participants Approved for Paid Meals:	12
Participants Enrolled:	29

Attendance Factor

Attendance Factor:	82.74 %
--------------------	---------

Created by Mary Nesteruck on 2/9/2017 at 2:23:26 PM
Modified by Mary Nesteruck on 2/9/2017 at 2:23:45 PM
Submitted by Mary Nesteruck on 2/9/2017 at 2:28:52 PM

[Cancel](#)

Correction



NSLP

ADE Home

National School Lunch Program - NSLP

[Applications](#)[Claims](#)[CNP Overview](#)

You are logged in as Mildred Calamity

Claims

Site Meal Service Summary

[Help](#) | [Logoff](#)You are in [NSLP Home](#) > [NSLP Claims Index](#) > Site Meal Service Summary

Calendar Year:

2016



Month:

September



Manson Mesa High School (03-02-08-210)

Sponsored by Page Unified District (03-02-08)

Accurate as of 10/3/2016 3:41:37 PM

2016 September

Original

Meal	Count	Rate	Amount
Breakfast			
Free Meals Served	30	1.7100	\$ 51.30
Reduced-Price Meals Served	0	1.4100	0.00
Paid Meals Served	2	0.2900	0.58
Total:			\$ 51.88
Lunch - High Rate or At-Risk			
Free Meals Served	32	3.1800	\$ 101.76
Reduced-Price Meals Served	0	2.7800	0.00
Paid Meals Served	25	0.3200	8.00
Add-On for Menu Certification	57	0.0600	3.42
Total:			\$ 113.18
Claim Total:			\$ 165.06



NSLP

ADE Home

National School Lunch Program - NSLP

[Applications](#)[Claims](#)[CNP Overview](#)

You are logged in as Mildred Calamity

Claims

Site Meal Service Summary

[Help](#) | [Logoff](#)

You are in NSLP Home > NSLP Claims Index > Site Meal Service Summary

Calendar Year: 2016
Month: September

Tse'yaato' High School (03-01-99-006)

Sponsored by Page Unified District (03-02-08)
Accurate as of 10/3/2016 3:42:51 PM

2016 September

Original

Meal	Count	Rate	Amount
Breakfast - High Rate or At-Risk			
Free Meals Served	187	2.0400	\$ 381.48
Reduced-Price Meals Served	19	1.7400	33.06
Paid Meals Served	7	0.2900	2.03
Total:			\$ 416.57
Lunch - High Rate or At-Risk			
Free Meals Served	496	3.1800	\$ 1,577.28
Reduced-Price Meals Served	32	2.7800	88.96
Paid Meals Served	50	0.3200	16.00
Add-On for Menu Certification	578	0.0600	34.68
Total:			\$ 1,716.92
Claim Total:			\$ 2,133.49



Arizona Department of Education
Child Nutrition Program

NSLP

ADE Home

National School Lunch Program - NSLP

[Applications](#) | [Claims](#) | [CNP Overview](#)

You are logged in as Mildred Calamity

Claims

Meal Service Summary

[? Help](#) | [Logoff](#)

You are in NSLP Home > NSLP Claims Index > Meal Service Summary

Calendar Year:
 Month:

Page Unified District (03-02-08)

Accurate as of 11/2/2016 9:14:45 AM

2016 October

Meal	Count	Rate	Amount
Breakfast			
Free Meals Served	29	1.7100	\$ 49.59
Reduced-Price Meals Served	0	1.4100	0.00
Paid Meals Served	2	0.2900	0.58
		Total:	\$ 50.17
Breakfast - High Rate or At-Risk			
Free Meals Served	8,735	N/A	\$ 17,819.40
Reduced-Price Meals Served	503	N/A	875.22
Paid Meals Served	1,302	0.2900	377.58
		Total:	\$ 19,072.20
Lunch - High Rate or At-Risk			
Free Meals Served	20,262	3.1800	\$ 64,433.16
Reduced-Price Meals Served	1,564	2.7800	4,347.92
Paid Meals Served	6,030	0.3200	1,929.60
Add-On for Menu Certification	27,856	0.0600	1,671.36
		Total:	\$ 72,382.04
Afternoon Snack - High Rate or At-Risk			
Free Meals Served	2,621	0.8600	\$ 2,254.06
		Total:	\$ 2,254.06
		Month Total:	\$ 93,758.47



Arizona Department of Education
Child Nutrition Program

NSLP ADE Home

National School Lunch Program - NSLP

Applications Claims **CNP Overview**

You are logged in as Mildred Calamity

Claims

Site Meal Service Summary

[Help](#) [Logoff](#)

You are in NSLP Home > NSLP Claims Index > Site Meal Service Summary

Calendar Year:
Month:

Desert View Elementary Intermediate (03-02-08-101)

Sponsored by Page Unified District (03-02-08)
Accurate as of 11/2/2016 9:16:19 AM

2016 October

Original

Meal	Count	Rate	Amount
Breakfast - High Rate or At-Risk			
Free Meals Served	2,343	2.0400	\$ 4,779.72
Reduced-Price Meals Served	61	1.7400	106.14
Paid Meals Served	346	0.2900	100.34
Total:			\$ 4,986.20
Lunch - High Rate or At-Risk			
Free Meals Served	7,316	3.1800	\$ 23,264.88
Reduced-Price Meals Served	447	2.7800	1,242.66
Paid Meals Served	2,029	0.3200	649.28
Add-On for Menu Certification	9,792	0.0600	587.52
Total:			\$ 25,744.34
Afternoon Snack - High Rate or At-Risk			
Free Meals Served	1,159	0.8600	\$ 996.74
Total:			\$ 996.74
Claim Total:			\$ 31,727.28



Arizona Department of Education

Child Nutrition Program

NSLP

ADE Home

National School Lunch Program - NSLP

Applications

Claims

CNP Overview

You are logged in as Mildred Calamity

Claims

Site Meal Service Summary

Help | Logoff

You are in NSLP Home > NSLP Claims Index > Site Meal Service Summary

Calendar Year:

2016



Month:

October



Lake View Elementary Primary (03-02-08-102)

Sponsored by Page Unified District (03-02-08)

Accurate as of 11/2/2016 9:16:43 AM

2016 October

Original

Meal	Count	Rate	Amount
Breakfast - High Rate or At-Risk			
Free Meals Served	2,973	2.0400	\$ 6,064.92
Reduced-Price Meals Served	237	1.7400	412.38
Paid Meals Served	396	0.2900	114.84
Total:			\$ 6,592.14
Lunch - High Rate or At-Risk			
Free Meals Served	6,033	3.1800	\$ 19,184.94
Reduced-Price Meals Served	642	2.7800	1,784.76
Paid Meals Served	1,835	0.3200	587.20
Add-On for Menu Certification	8,510	0.0600	510.60
Total:			\$ 22,067.50
Afternoon Snack - High Rate or At-Risk			
Free Meals Served	1,160	0.8600	\$ 997.60
Total:			\$ 997.60
Claim Total:			\$ 29,657.24



Arizona Department of Education

Child Nutrition Program

NSLP

ADE Home

National School Lunch Program - NSLP

Applications

Claims

CNP Overview

You are logged in as Mildred Calamity

Claims

Site Meal Service Summary

[? Help](#) | [Logoff](#)

You are in NSLP Home > NSLP Claims Index > Site Meal Service Summary

Calendar Year:

Month:

Manson Mesa High School (03-02-08-210)

Sponsored by Page Unified District (03-02-08)
Accurate as of 11/2/2016 9:17:09 AM

2016 October

Original

Meal	Count	Rate	Amount
Breakfast			
Free Meals Served	29	1.7100	\$ 49.59
Reduced-Price Meals Served	0	1.4100	0.00
Paid Meals Served	2	0.2900	0.58
Total:			\$ 50.17
Lunch - High Rate or At-Risk			
Free Meals Served	39	3.1800	\$ 124.02
Reduced-Price Meals Served	1	2.7800	2.78
Paid Meals Served	36	0.3200	11.52
Add-On for Menu Certification	76	0.0600	4.56
Total:			\$ 142.88
Claim Total:			\$ 193.05



Arizona Department of Education
Child Nutrition Program

NSLP | ADE Home

National School Lunch Program - NSLP

Applications | **Claims** | CNP Overview

You are logged in as Mildred Calamity

Claims

Site Meal Service Summary

[Help](#) | [Logoff](#)

You are in [NSLP Home](#) > [NSLP Claims Index](#) > [Site Meal Service Summary](#)

Calendar Year:
Month:

Page High School (03-02-08-209)

Sponsored by Page Unified District (03-02-08)
Accurate as of 11/2/2016 9:17:28 AM

2016 October

Original

Meal	Count	Rate	Amount
Breakfast - High Rate or At-Risk			
Free Meals Served	1,691	2.0400	\$ 3,449.64
Reduced-Price Meals Served	104	1.7400	180.96
Paid Meals Served	297	0.2900	86.13
Total:			\$ 3,716.73
Lunch - High Rate or At-Risk			
Free Meals Served	2,401	3.1800	\$ 7,635.18
Reduced-Price Meals Served	155	2.7800	430.90
Paid Meals Served	637	0.3200	203.84
Add-On for Menu Certification	3,193	0.0600	191.58
Total:			\$ 8,461.50
Afternoon Snack - High Rate or At-Risk			
Free Meals Served	0	0.8600	\$ 0.00
Total:			\$ 0.00
Claim Total:			\$ 12,178.23



Arizona Department of Education
Child Nutrition Program

NSLP

ADE Home

National School Lunch Program - NSLP

[Applications](#) | [Claims](#) | [CNP Overview](#)

You are logged in as Mildred Calamity

Claims

Site Meal Service Summary

[Help](#) | [Logoff](#)

You are in NSLP Home > NSLP Claims Index > Site Meal Service Summary

Calendar Year:
 Month:

Page Middle School (03-02-08-106)

Sponsored by Page Unified District (03-02-08)
 Accurate as of 11/2/2016 9:17:43 AM

2016 October

Original

Meal	Count	Rate	Amount
Breakfast - High Rate or At-Risk			
Free Meals Served	1,552	2.0400	\$ 3,166.08
Reduced-Price Meals Served	78	1.7400	135.72
Paid Meals Served	248	0.2900	71.92
Total:			\$ 3,373.72
Lunch - High Rate or At-Risk			
Free Meals Served	4,050	3.1800	\$ 12,879.00
Reduced-Price Meals Served	279	2.7800	775.62
Paid Meals Served	1,434	0.3200	458.88
Add-On for Menu Certification	5,763	0.0600	345.78
Total:			\$ 14,459.28
Afternoon Snack - High Rate or At-Risk			
Free Meals Served	302	0.8600	\$ 259.72
Total:			\$ 259.72
Claim Total:			\$ 18,092.72

Arizona Department of Education
Child Nutrition Program

NSLP | ADE Home

National School Lunch Program - NSLP

[Applications](#) | [Claims](#) | [CNP Overview](#)

You are logged in as Mildred Calamity

Claims

Site Meal Service Summary

[Help](#) | [Logoff](#)You are in [NSLP Home](#) > [NSLP Claims Index](#) > [Site Meal Service Summary](#)Calendar Year:
Month:

Tse'yaato' High School (03-01-99-006)

Sponsored by Page Unified District (03-02-08)
Accurate as of 11/2/2016 9:18:00 AM

2016 October

Original

Meal	Count	Rate	Amount
Breakfast - High Rate or At-Risk			
Free Meals Served	176	2.0400	\$ 359.04
Reduced-Price Meals Served	23	1.7400	40.02
Paid Meals Served	15	0.2900	4.35
Total:			\$ 403.41
Lunch - High Rate or At-Risk			
Free Meals Served	423	3.1800	\$ 1,345.14
Reduced-Price Meals Served	40	2.7800	111.20
Paid Meals Served	59	0.3200	18.88
Add-On for Menu Certification	522	0.0600	31.32
Total:			\$ 1,506.54
Claim Total:			\$ 1,909.95



Arizona Department of Education

Child Nutrition Program

NSLP

ADE Home

National School Lunch Program - NSLP

Applications

Claims

CNP Overview

You are logged in as Mildred Calamity

Claims

Meal Service Summary

Help | Logoff

You are in NSLP Home > NSLP Claims Index > Meal Service Summary

Calendar Year:

2016

Month:

November

Page Unified District (03-02-08)

Accurate as of 2/24/2017 8:20:35 AM

2016 November

Meal	Count	Rate	Amount
Breakfast - High Rate or At-Risk			
Free Meals Served	9,146	N/A	\$ 18,657.84
Reduced-Price Meals Served	541	N/A	941.34
Paid Meals Served	903	0.2900	261.87
Total:			\$ 19,861.05
Lunch - High Rate or At-Risk			
Free Meals Served	20,399	3.1800	\$ 64,868.82
Reduced-Price Meals Served	1,699	2.7800	4,723.22
Paid Meals Served	4,653	0.3200	1,488.96
Add-On for Menu Certification	26,751	0.0600	1,605.06
Total:			\$ 72,686.06
Afternoon Snack - High Rate or At-Risk			
Free Meals Served	4,093	0.8600	\$ 3,519.98
Total:			\$ 3,519.98
Month Total:			\$ 96,067.09

+ \$9.57



Arizona Department of Education

Child Nutrition Program

NSLP

ADE Home

National School Lunch Program - NSLP

Applications

Claims

CNP Overview

You are logged in as Mildred Calamity

Claims

Meal Service Summary

Help | Logoff

You are in NSLP Home > NSLP Claims Index > Meal Service Summary

Calendar Year:

2016

Month:

November

Page Unified District (03-02-08)

Accurate as of 12/1/2016 12:51:23 PM

2016 November

Meal	Count	Rate	Amount
Breakfast			
Free Meals Served	29	1.7100	\$ 49.59
Reduced-Price Meals Served	0	1.4100	0.00
Paid Meals Served	8	0.2900	2.32
		Total:	\$ 51.91
Breakfast - High Rate or At-Risk			
Free Meals Served	9,117	N/A	\$ 18,598.68
Reduced-Price Meals Served	541	N/A	941.34
Paid Meals Served	895	0.2900	259.55
		Total:	\$ 19,799.57
Lunch - High Rate or At-Risk			
Free Meals Served	20,399	3.1800	\$ 64,868.82
Reduced-Price Meals Served	1,699	2.7800	4,723.22
Paid Meals Served	4,653	0.3200	1,488.96
Add-On for Menu Certification	26,751	0.0600	1,605.06
		Total:	\$ 72,686.06
Afternoon Snack - High Rate or At-Risk			
Free Meals Served	4,093	0.8600	\$ 3,519.98
		Total:	\$ 3,519.98
		Month Total:	\$ 96,057.52

Arizona Department of Education
Child Nutrition Program

NSLP

ADE Home

National School Lunch Program - NSLP

Applications

Claims

CNP Overview

You are logged in as Mildred Calamity

Claims

NSLP Site Claim

[Help](#) | [Logoff](#)

You are in NSLP Home > NSLP Claims Index > NSLP Site Claim

Enter the information into the form. For meal quantities that are unknown or none served, enter zero (0). Click Save to save your changes or click Cancel to disregard your changes since the last save. Be sure to enter only *whole numbers* (no decimals/cents).

Desert View Elementary Intermediate
(03-02-08-101)

Sponsored by Page Unified District (03-02-08)

2017 Program Year

November

Original Claim

Regular Claim

Pending Submission

Your claim data has been saved successfully.

Breakfast - Severe Need

Number of Days Served:	18
Free Meals Served:	2544
Reduced-Price Meals Served:	85
Paid Meals Served:	271
Total Meals Served:	2900
Participants Approved for Free Meals:	504
Participants Approved for Reduced-Price Meals:	39
Participants Approved for Paid Meals:	212
Participants Enrolled:	741

Lunch - High Rate

Number of Days Served:	18
Free Meals Served:	7211
Reduced-Price Meals Served:	494
Paid Meals Served:	1573
Total Meals Served:	9278
Participants Approved for Free Meals:	504
Participants Approved for Reduced-Price Meals:	39
Participants Approved for Paid Meals:	212
Participants Enrolled:	741

Afternoon Snack - High Rate	
Number of Days Served:	18
Free Meals Served:	1500
Participants Enrolled:	135
Attendance Factor	
Attendance Factor:	92.95 %

Created by Mildred Calamity on 12/1/2016 at 10:52:09 AM
Modified by Mildred Calamity on 12/1/2016 at 12:49:34 PM





Arizona Department of Education

Child Nutrition Program

NSLP

ADE Home

National School Lunch Program - NSLP

Applications

Claims

CNP Overview

You are logged in as Mildred Calamity

Claims

NSLP Site Claim

[Help](#) | [Logoff](#)

You are in NSLP Home > NSLP Claims Index > NSLP Site Claim

Enter the information into the form. For meal quantities that are unknown or none served, enter zero (0). Click Save to save your changes or click Cancel to disregard your changes since the last save. Be sure to enter only whole numbers (no decimals/cents).

**Lake View Elementary Primary
(03-02-08-102)**

Sponsored by Page Unified District (03-02-08)

2017 Program Year

November

Original Claim

Regular Claim

Pending Submission

Your claim data has been saved successfully.

Breakfast - Severe Need

Number of Days Served:	18
Free Meals Served:	2991
Reduced-Price Meals Served:	235
Paid Meals Served:	332
Total Meals Served:	3558
Participants Approved for Free Meals:	387
Participants Approved for Reduced-Price Meals:	44
Participants Approved for Paid Meals:	163
Participants Enrolled:	590

Lunch - High Rate

Number of Days Served:	18
Free Meals Served:	5822
Reduced-Price Meals Served:	666
Paid Meals Served:	1537
Total Meals Served:	8025
Participants Approved for Free Meals:	387
Participants Approved for Reduced-Price Meals:	44
Participants Approved for Paid Meals:	163
Participants Enrolled:	590

Afternoon Snack - High Rate	
Number of Days Served:	16
Free Meals Served:	1964
Participants Enrolled:	160
Attendance Factor	
Attendance Factor:	92.27 %

Created by Mildred Calamity on 12/1/2016 at 11:16:43 AM
Modified by Mildred Calamity on 12/1/2016 at 11:20:18 AM





Arizona Department of Education

Child Nutrition Program

NSLP | ADE Home

National School Lunch Program - NSLP

[Applications](#)[Claims](#)[CNP Overview](#)

You are logged in as Mildred Calamity

Claims

NSLP Site Claim

[Help](#) | [Logoff](#)

You are in NSLP Home > NSLP Claims Index > NSLP Site Claim

Enter the information into the form. For meal quantities that are unknown or none served, enter zero (0). Click [Save](#) to save your changes or click [Cancel](#) to disregard your changes since the last save. Be sure to enter only *whole numbers* (no decimals/cents).

Page Middle School (03-02-08-106)

Sponsored by Page Unified District (03-02-08)

2017 Program Year

November

Original Claim

Pending Submission

Regular Claim

Your claim data has been saved successfully.

Breakfast - Severe Need

Number of Days Served:	18
Free Meals Served:	1619
Reduced-Price Meals Served:	89
Paid Meals Served:	156
Total Meals Served:	1864
Participants Approved for Free Meals:	405
Participants Approved for Reduced-Price Meals:	35
Participants Approved for Paid Meals:	195
Participants Enrolled:	629

Lunch - High Rate

Number of Days Served:	18
Free Meals Served:	4277
Reduced-Price Meals Served:	335
Paid Meals Served:	1084
Total Meals Served:	5696
Participants Approved for Free Meals:	405
Participants Approved for Reduced-Price Meals:	35
Participants Approved for Paid Meals:	195
Participants Enrolled:	629

Afternoon Snack - High RateNumber of Days Served: Free Meals Served: Participants Enrolled: **Attendance Factor**Attendance Factor:

Created by Mildred Calamity on 12/1/2016 at 11:26:48 AM
Modified by Mildred Calamity on 12/1/2016 at 11:29:46 AM





National School Lunch Program - NSLP

[Applications](#) | [Claims](#) | [CNP Overview](#)

You are logged in as Mildred Calamity

Claims

NSLP Site Claim

[Help](#) | [Logoff](#)
You are in [NSLP Home](#) > [NSLP Claims Index](#) > [NSLP Site Claim](#)

Enter the information into the form. For meal quantities that are unknown or none served, enter zero (0). Click **Save** to save your changes or click **Cancel** to disregard your changes since the last save. Be sure to enter only *whole numbers* (no decimals/cents).

Page High School
(03-02-08-209)

Sponsored by Page Unified District (03-02-08)

2017 Program Year

November

Original Claim

Regular Claim

Pending Submission

Your claim data has been saved successfully.

Breakfast - Severe Need

Number of Days Served:	18
Free Meals Served:	1811
Reduced-Price Meals Served:	116
Paid Meals Served:	131
Total Meals Served:	2058
Participants Approved for Free Meals:	420
Participants Approved for Reduced-Price Meals:	37
Participants Approved for Paid Meals:	362
Participants Enrolled:	814

Lunch - High Rate

Number of Days Served:	18
Free Meals Served:	2649
Reduced-Price Meals Served:	173
Paid Meals Served:	410
Total Meals Served:	3232
Participants Approved for Free Meals:	420
Participants Approved for Reduced-Price Meals:	37
Participants Approved for Paid Meals:	362
Participants Enrolled:	814

Afternoon Snack - High Rate	
Number of Days Served:	<input type="text" value="0"/>
Free Meals Served:	<input type="text" value="0"/>
Participants Enrolled:	<input type="text" value="0"/>
Attendance Factor	
Attendance Factor:	90.13 %

Created by Mildred Calamity on 12/1/2016 at 11:25:09 AM
Modified by Mildred Calamity on 12/1/2016 at 11:26:27 AM



HDS



NSLP

ADE Home

National School Lunch Program - NSLP

[Applications](#) [Claims](#) [CNP Overview](#)

You are logged in as Mildred Calamity

Claims

NSLP Site Claim

You are in NSLP Home > NSLP Claims Index > NSLP Site Claim

[Help](#) | [Logoff](#)

Enter the information into the form. For meal quantities that are unknown or none served, enter zero (0). Click **Save** to save your changes or click **Cancel** to disregard your changes since the last save. Be sure to enter only *whole numbers* (no decimals/cents).

NOTE This claim has already been submitted. Editing any data and then saving this claim will cause its status to return to PENDING. Pending claims are not paid until they have been submitted, thus this claim will need to be re-submitted to be paid.

Manson Mesa High School
(03-02-08-210)

Sponsored by Page Unified District (03-02-08)
2017 Program Year
November
Revision 1 Claim
Submitted

State Agency Exception Claim

Breakfast - Severe Need	
Number of Days Served:	18
Free Meals Served:	29
Reduced-Price Meals Served:	0
Paid Meals Served:	8
Total Meals Served:	37
Participants Approved for Free Meals:	16
Participants Approved for Reduced-Price Meals:	1
Participants Approved for Paid Meals:	11
Participants Enrolled:	28
Lunch - High Rate	
Number of Days Served:	18
Free Meals Served:	78
Reduced-Price Meals Served:	5
Paid Meals Served:	15
Total Meals Served:	98
Participants Approved for Free Meals:	16
Participants Approved for Reduced-Price Meals:	1
Participants Approved for Paid Meals:	11
Participants Enrolled:	28
Attendance Factor	
Attendance Factor:	82.74 %

Created by Mary Nesteruck on 2/9/2017 at 2:24:20 PM
Modified by Mary Nesteruck on 2/9/2017 at 2:24:40 PM
Submitted by Mary Nesteruck on 2/9/2017 at 2:28:55 PM

[Cancel](#)

Arizona Department of Education
Child Nutrition Program

NSLP ADE Home

National School Lunch Program - NSLP

[Applications](#) [Claims](#) [CNP Overview](#)

You are logged in as Mildred Calamity

Claims

NSLP Site Claim

[Help](#) | [Logoff](#)

You are in NSLP Home > NSLP Claims Index > NSLP Site Claim

Enter the information into the form. For meal quantities that are unknown or none served, enter zero (0). Click Save to save your changes or click Cancel to disregard your changes since the last save. Be sure to enter only whole numbers (no decimals/cents).

Manson Mesa High School
(03-02-08-210)Sponsored by Page Unified District (03-02-08)
2017 Program Year
November
Original Claim
Pending Submission

Regular Claim

Your claim data has been saved successfully.

Breakfast - Regular

Number of Days Served:	18
Free Meals Served:	29
Reduced-Price Meals Served:	0
Paid Meals Served:	8
Total Meals Served:	37
Participants Approved for Free Meals:	16
Participants Approved for Reduced-Price Meals:	1
Participants Approved for Paid Meals:	11
Participants Enrolled:	28

Lunch - High Rate

Number of Days Served:	18
Free Meals Served:	78
Reduced-Price Meals Served:	5
Paid Meals Served:	15
Total Meals Served:	98
Participants Approved for Free Meals:	16
Participants Approved for Reduced-Price Meals:	1
Participants Approved for Paid Meals:	11
Participants Enrolled:	28

Attendance Factor

Attendance Factor: 82.74 %

Created by Mildred Calamity on 12/1/2016 at 11:20:56 AM
Modified by Mildred Calamity on 12/1/2016 at 11:40:20 AM

Save

Delete

Cancel



NSLP ADE Home

National School Lunch Program - NSLP

[Applications](#) [Claims](#) [CNP Overview](#)

You are logged in as Mildred Calamity

Claims

NSLP Site Claim

[Help](#) | [Logoff](#)You are in [NSLP Home](#) > [NSLP Claims Index](#) > [NSLP Site Claim](#)

Enter the information into the form. For meal quantities that are unknown or none served, enter zero (0). Click **Save** to save your changes or click **Cancel** to disregard your changes since the last save. Be sure to enter only *whole numbers* (no decimals/cents).

Tse'yaato' High School
(03-01-99-006)

Sponsored by Page Unified District (03-02-08)
2017 Program Year
November
Original Claim
Paid

Regular Claim

Breakfast - Severe Need	
Number of Days Served:	16
Free Meals Served:	152
Reduced-Price Meals Served:	16
Paid Meals Served:	5
Total Meals Served:	173
Participants Approved for Free Meals:	50
Participants Approved for Reduced-Price Meals:	4
Participants Approved for Paid Meals:	6
Participants Enrolled:	60
Lunch - High Rate	
Number of Days Served:	16
Free Meals Served:	362
Reduced-Price Meals Served:	26
Paid Meals Served:	34
Total Meals Served:	422
Participants Approved for Free Meals:	50
Participants Approved for Reduced-Price Meals:	4
Participants Approved for Paid Meals:	6
Participants Enrolled:	60
Attendance Factor	
Attendance Factor:	79.74 %

Created by Mildred Calamity on 12/1/2016 at 11:30:40 AM
Modified by Mildred Calamity on 12/1/2016 at 11:38:17 AM
Submitted by Mildred Calamity on 12/1/2016 at 11:42:54 AM

[Cancel](#)



Arizona Department of Education
Child Nutrition Program

NSLP

ADE Home

National School Lunch Program - NSLP

Applications

Claims

CNP Overview

You are logged in as Mildred Calamity

Claims

Meal Service Summary

Help | Logoff

You are in NSLP Home > NSLP Claims Index > Meal Service Summary

Calendar Year:

2016

Month:

December

Page Unified District (03-02-08)

Accurate as of 2/24/2017 8:21:27 AM

2016 December

Meal	Count	Rate	Amount
Breakfast - High Rate or At-Risk			
Free Meals Served	6,051	N/A	\$ 12,344.04
Reduced-Price Meals Served	317	N/A	551.58
Paid Meals Served	586	0.2900	169.94
Total:			\$ 13,065.56
Lunch - High Rate or At-Risk			
Free Meals Served	13,359	3.1800	\$ 42,481.62
Reduced-Price Meals Served	1,030	2.7800	2,863.40
Paid Meals Served	2,931	0.3200	937.92
Add-On for Menu Certification	17,320	0.0600	1,039.20
Total:			\$ 47,322.14
Afternoon Snack - High Rate or At-Risk			
Free Meals Served	2,583	0.8600	\$ 2,221.38
Total:			\$ 2,221.38
Month Total:			\$ 62,609.08

+ \$9.24



NSLP

ADE Home

National School Lunch Program - NSLP

Applications

Claims

CNP Overview

You are logged in as Mildred Calamity

Claims

Meal Service Summary

[Help](#) | [Logoff](#)

You are in NSLP Home > NSLP Claims Index > Meal Service Summary

Calendar Year:

2016

Month:

December

Page Unified District (03-02-08)

Accurate as of 1/4/2017 11:40:54 AM

2016 December

Meal	Count	Rate	Amount
Breakfast			
Free Meals Served	28	1.7100	\$ 47.88
Reduced-Price Meals Served	0	1.4100	0.00
Paid Meals Served	4	0.2900	1.16
Total:			\$ 49.04
Breakfast - High Rate or At-Risk			
Free Meals Served	6,023	N/A	\$ 12,286.92
Reduced-Price Meals Served	317	N/A	551.58
Paid Meals Served	582	0.2900	168.78
Total:			\$ 13,007.28
Lunch - High Rate or At-Risk			
Free Meals Served	13,359	3.1800	\$ 42,481.62
Reduced-Price Meals Served	1,030	2.7800	2,863.40
Paid Meals Served	2,931	0.3200	937.92
Add-On for Menu Certification	17,320	0.0600	1,039.20
Total:			\$ 47,322.14
Afternoon Snack - High Rate or At-Risk			
Free Meals Served	2,583	0.8600	\$ 2,221.38
Total:			\$ 2,221.38
Month Total:			\$ 62,599.84



NSLP

ADE Home

National School Lunch Program - NSLP

[Applications](#)[Claims](#)[CNP Overview](#)

You are logged in as Mildred Calamity

Claims

NSLP Site Claim

[Help](#) | [Logoff](#)You are in [NSLP Home](#) > [NSLP Claims Index](#) > [NSLP Site Claim](#)

Enter the information into the form. For meal quantities that are unknown or none served, enter zero (0). Click **Save** to save your changes or click **Cancel** to disregard your changes since the last save. Be sure to enter only *whole numbers* (no decimals/cents).

**Desert View Elementary Intermediate
(03-02-08-101)**

Sponsored by Page Unified District (03-02-08)

2017 Program Year

December

Original Claim

Regular Claim

Pending Submission

Breakfast - Severe Need	
Number of Days Served:	<input type="text" value="12"/>
Free Meals Served:	<input type="text" value="1763"/>
Reduced-Price Meals Served:	<input type="text" value="57"/>
Paid Meals Served:	<input type="text" value="180"/>
Total Meals Served:	2000
Participants Approved for Free Meals:	<input type="text" value="509"/>
Participants Approved for Reduced-Price Meals:	<input type="text" value="35"/>
Participants Approved for Paid Meals:	<input type="text" value="205"/>
Participants Enrolled:	<input type="text" value="740"/>
Lunch - High Rate	
Number of Days Served:	<input type="text" value="12"/>
Free Meals Served:	<input type="text" value="4860"/>
Reduced-Price Meals Served:	<input type="text" value="276"/>
Paid Meals Served:	<input type="text" value="976"/>
Total Meals Served:	6112
Participants Approved for Free Meals:	<input type="text" value="509"/>
Participants Approved for Reduced-Price Meals:	<input type="text" value="35"/>
Participants Approved for Paid Meals:	<input type="text" value="205"/>
Participants Enrolled:	<input type="text" value="740"/>
Afternoon Snack - High Rate	

Number of Days Served:	<input type="text" value="9"/>
Free Meals Served:	<input type="text" value="793"/>
Participants Enrolled:	<input type="text" value="140"/>
Attendance Factor	
Attendance Factor:	92.95 %

Created by Mildred Calamity on 1/4/2017 at 9:41:58 AM
Modified by Mildred Calamity on 1/4/2017 at 9:51:02 AM





NSLP

ADE Home

National School Lunch Program - NSLP

[Applications](#)[Claims](#)[CNP Overview](#)

You are logged in as Mildred Calamity

Claims

NSLP Site Claim

[? Help](#) | [Logoff](#)You are in [NSLP Home](#) > [NSLP Claims Index](#) > [NSLP Site Claim](#)

Enter the information into the form. For meal quantities that are unknown or none served, enter zero (0). Click **Save** to save your changes or click **Cancel** to disregard your changes since the last save. Be sure to enter only *whole numbers* (no decimals/cents).

Lake View Elementary Primary (03-02-08-102)

Sponsored by Page Unified District (03-02-08)

2017 Program Year

December

Original Claim

Regular Claim

Pending Submission**Your claim data has been saved successfully.****Breakfast - Severe Need**

Number of Days Served:	12
Free Meals Served:	1985
Reduced-Price Meals Served:	135
Paid Meals Served:	231
Total Meals Served:	2351
Participants Approved for Free Meals:	392
Participants Approved for Reduced-Price Meals:	43
Participants Approved for Paid Meals:	163
Participants Enrolled:	594

Lunch - High Rate

Number of Days Served:	12
Free Meals Served:	3915
Reduced-Price Meals Served:	457
Paid Meals Served:	1018
Total Meals Served:	5390
Participants Approved for Free Meals:	392
Participants Approved for Reduced-Price Meals:	43
Participants Approved for Paid Meals:	163
Participants Enrolled:	594

Afternoon Snack - High Rate

Number of Days Served:	9
Free Meals Served:	1193
Participants Enrolled:	166

Attendance Factor

Attendance Factor:	92.27 %
--------------------	---------

Created by Mildred Calamity on 1/4/2017 at 9:51:29 AM
Modified by Mildred Calamity on 1/4/2017 at 9:53:47 AM

[Save](#)[Delete](#)[Cancel](#)



National School Lunch Program - NSLP

[Applications](#) [Claims](#) [CNP Overview](#)

You are logged in as Mildred Calamity

Claims

NSLP Site Claim

[Help](#) [Logoff](#)You are in [NSLP Home](#) > [NSLP Claims Index](#) > NSLP Site Claim

Enter the information into the form. For meal quantities that are unknown or none served, enter zero (0). Click **Save** to save your changes or click **Cancel** to disregard your changes since the last save. Be sure to enter only *whole numbers* (no decimals/cents).

**Page Middle School
(03-02-08-106)**

Sponsored by Page Unified District (03-02-08)

2017 Program Year

December

Original Claim

Regular Claim

Pending Submission

Your claim data has been saved successfully.

Breakfast - Severe Need

Number of Days Served:	12
Free Meals Served:	1017
Reduced-Price Meals Served:	60
Paid Meals Served:	91
Total Meals Served:	1168
Participants Approved for Free Meals:	415
Participants Approved for Reduced-Price Meals:	34
Participants Approved for Paid Meals:	191
Participants Enrolled:	630

Lunch - High Rate

Number of Days Served:	12
Free Meals Served:	2531
Reduced-Price Meals Served:	193
Paid Meals Served:	639
Total Meals Served:	3363
Participants Approved for Free Meals:	415
Participants Approved for Reduced-Price Meals:	34
Participants Approved for Paid Meals:	191
Participants Enrolled:	630

Afternoon Snack - High Rate	
Number of Days Served:	<input type="text" value="8"/>
Free Meals Served:	<input type="text" value="597"/>
Participants Enrolled:	<input type="text" value="148"/>
Attendance Factor	
Attendance Factor:	91.28 %

Created by Mildred Calamity on 1/4/2017 at 9:58:34 AM
Modified by Mildred Calamity on 1/4/2017 at 10:03:20 AM



Arizona Department of Education

Child Nutrition Program

NSLP

ADE Home

National School Lunch Program - NSLP

Applications

Claims

CNP Overview

You are logged in as Mildred Calamity

Claims

NSLP Site Claim

[Help](#) | [Logoff](#)You are in [NSLP Home](#) > [NSLP Claims Index](#) > [NSLP Site Claim](#)

Enter the information into the form. For meal quantities that are unknown or none served, enter zero (0). Click **Save** to save your changes or click **Cancel** to disregard your changes since the last save. Be sure to enter only *whole numbers* (no decimals/cents).

Page High School
(03-02-08-209)

Sponsored by Page Unified District (03-02-08)

2017 Program Year

December

Original Claim

Regular Claim

Pending Submission

This claim has not yet been saved. Please be sure to click the Save button below before leaving this claim.

Breakfast - Severe Need

Number of Days Served:	12
Free Meals Served:	1168
Reduced-Price Meals Served:	56
Paid Meals Served:	79
Total Meals Served:	1303
Participants Approved for Free Meals:	427
Participants Approved for Reduced-Price Meals:	36
Participants Approved for Paid Meals:	350
Participants Enrolled:	803

Lunch - High Rate

Number of Days Served:	12
Free Meals Served:	1752
Reduced-Price Meals Served:	86
Paid Meals Served:	269
Total Meals Served:	2107
Participants Approved for Free Meals:	427
Participants Approved for Reduced-Price Meals:	36
Participants Approved for Paid Meals:	350
Participants Enrolled:	803

Afternoon Snack - High RateNumber of Days Served: Free Meals Served: Participants Enrolled: **Attendance Factor**

Attendance Factor: 90.13 %

Created by Mildred Calamity on 1/4/2017 at 9:56:27 AM
Modified by Mildred Calamity on 1/4/2017 at 9:56:27 AM



Arizona Department of Education

Child Nutrition Program

NSLP

ADE Home

National School Lunch Program - NSLP

[Applications](#)[Claims](#)[CNP Overview](#)

You are logged in as Mildred Calamity

Claims

NSLP Site Claim

[Help](#) | [Logoff](#)You are in [NSLP Home](#) > [NSLP Claims Index](#) > NSLP Site Claim

Enter the information into the form. For meal quantities that are unknown or none served, enter zero (0). Click **Save** to save your changes or click **Cancel** to disregard your changes since the last save. Be sure to enter only *whole numbers* (no decimals/cents).

Manson Mesa High School
(03-02-08-210)

Sponsored by Page Unified District (03-02-08)

2017 Program Year

December

Revision 1 Claim

Paid

Regular Claim

Breakfast - Severe Need	
Number of Days Served:	12
Free Meals Served:	28
Reduced-Price Meals Served:	0
Paid Meals Served:	4
Total Meals Served:	32
Participants Approved for Free Meals:	20
Participants Approved for Reduced-Price Meals:	1
Participants Approved for Paid Meals:	11
Participants Enrolled:	31
Lunch - High Rate	
Number of Days Served:	12
Free Meals Served:	45
Reduced-Price Meals Served:	0
Paid Meals Served:	7
Total Meals Served:	52
Participants Approved for Free Meals:	20
Participants Approved for Reduced-Price Meals:	1
Participants Approved for Paid Meals:	11
Participants Enrolled:	31
Attendance Factor	
Attendance Factor:	82.74 %

Created by Mildred Calamity on 1/30/2017 at 8:53:48 AM
Modified by Mildred Calamity on 1/30/2017 at 9:00:20 AM
Submitted by Mildred Calamity on 1/30/2017 at 9:00:52 AM

[Cancel](#)



NSLP

ADE Home

National School Lunch Program - NSLP

Applications

Claims

CNP Overview

You are logged in as Mildred Calamity

Claims

NSLP Site Claim

[Help](#) | [Logoff](#)You are in [NSLP Home](#) > [NSLP Claims Index](#) > NSLP Site Claim

Enter the information into the form. For meal quantities that are unknown or none served, enter zero (0). Click **Save** to save your changes or click **Cancel** to disregard your changes since the last save. Be sure to enter only *whole numbers* (no decimals/cents).

Manson Mesa High School
(03-02-08-210)

Sponsored by Page Unified District (03-02-08)
2017 Program Year
December
Original Claim
Pending Submission

Regular Claim

Your claim data has been saved successfully.

Breakfast - Regular

Number of Days Served:	<input type="text" value="12"/>
Free Meals Served:	<input type="text" value="28"/>
Reduced-Price Meals Served:	<input type="text" value="0"/>
Paid Meals Served:	<input type="text" value="4"/>
Total Meals Served:	32
Participants Approved for Free Meals:	<input type="text" value="20"/>
Participants Approved for Reduced-Price Meals:	<input type="text" value="1"/>
Participants Approved for Paid Meals:	<input type="text" value="11"/>
Participants Enrolled:	<input type="text" value="31"/>

Lunch - High Rate

Number of Days Served:	<input type="text" value="12"/>
Free Meals Served:	<input type="text" value="45"/>
Reduced-Price Meals Served:	<input type="text" value="0"/>
Paid Meals Served:	<input type="text" value="7"/>
Total Meals Served:	52
Participants Approved for Free Meals:	<input type="text" value="20"/>
Participants Approved for Reduced-Price Meals:	<input type="text" value="1"/>
Participants Approved for Paid Meals:	<input type="text" value="11"/>
Participants Enrolled:	<input type="text" value="31"/>

Attendance Factor

Attendance Factor: 82.74 %

Created by Mildred Calamity on 1/4/2017 at 9:54:31 AM
Modified by Mildred Calamity on 1/4/2017 at 9:55:49 AM

Save

Delete

Cancel



NSLP

ADE Home

National School Lunch Program - NSLP

Applications

Claims

CNP Overview

You are logged in as Mildred Calamity

Claims

NSLP Site Claim

[Help](#) | [Logout](#)You are in [NSLP Home](#) > [NSLP Claims Index](#) > NSLP Site Claim

Enter the information into the form. For meal quantities that are unknown or none served, enter zero (0). Click **Save** to save your changes or click **Cancel** to disregard your changes since the last save. Be sure to enter only *whole numbers* (no decimals/cents).

Tse'yaato' High School
(03-01-99-006)

Sponsored by Page Unified District (03-02-08)

2017 Program Year

December

Original Claim

Regular Claim

Pending Submission**Your claim data has been saved successfully.****Breakfast - Severe Need**

Number of Days Served:	<input type="text" value="12"/>
Free Meals Served:	<input type="text" value="90"/>
Reduced-Price Meals Served:	<input type="text" value="9"/>
Paid Meals Served:	<input type="text" value="1"/>
Total Meals Served:	100
Participants Approved for Free Meals:	<input type="text" value="43"/>
Participants Approved for Reduced-Price Meals:	<input type="text" value="4"/>
Participants Approved for Paid Meals:	<input type="text" value="6"/>
Participants Enrolled:	<input type="text" value="53"/>

Lunch - High Rate

Number of Days Served:	<input type="text" value="12"/>
Free Meals Served:	<input type="text" value="256"/>
Reduced-Price Meals Served:	<input type="text" value="18"/>
Paid Meals Served:	<input type="text" value="22"/>
Total Meals Served:	296
Participants Approved for Free Meals:	<input type="text" value="43"/>
Participants Approved for Reduced-Price Meals:	<input type="text" value="4"/>
Participants Approved for Paid Meals:	<input type="text" value="6"/>
Participants Enrolled:	<input type="text" value="53"/>

Attendance Factor

Attendance Factor:	79.74 %
--------------------	---------

Created by Mildred Calamity on 1/4/2017 at 10:04:01 AM
Modified by Mildred Calamity on 1/4/2017 at 10:06:12 AM

Save

Delete

Cancel



NSLP

ADE Home

National School Lunch Program - NSLP

Applications

Claims

CNP Overview

You are logged in as Mildred Calamity

Claims

Meal Service Summary

Help | Logoff

You are in NSLP Home > NSLP Claims Index > Meal Service Summary

Calendar Year:

2017



Month:

January



Page Unified District (03-02-08)

Accurate as of 2/2/2017 9:55:49 AM

2017 January

Meal	Count	Rate	Amount
Breakfast - High Rate or At-Risk			
Free Meals Served	9,847	N/A	\$ 20,087.88
Reduced-Price Meals Served	533	N/A	927.42
Paid Meals Served	814	0.2900	236.06
Total:			\$ 21,251.36
Lunch - High Rate or At-Risk			
Free Meals Served	23,194	3.1800	\$ 73,756.92
Reduced-Price Meals Served	1,777	2.7800	4,940.06
Paid Meals Served	4,727	0.3200	1,512.64
Add-On for Menu Certification	29,698	0.0600	1,781.88
Total:			\$ 81,991.50
Afternoon Snack - High Rate or At-Risk			
Free Meals Served	3,681	0.8600	\$ 3,165.66
Total:			\$ 3,165.66
Month Total:			\$ 106,408.52



Arizona Department of Education

Child Nutrition Program

NSLP

ADE Home

National School Lunch Program - NSLP

Applications

Claims

CNP Overview

You are logged in as Mildred Calamity

Claims

NSLP Site Claim

Help | Logoff

You are in NSLP Home > NSLP Claims Index > NSLP Site Claim

Enter the information into the form. For meal quantities that are unknown or none served, enter zero (0). Click **Save** to save your changes or click **Cancel** to disregard your changes since the last save. Be sure to enter only *whole numbers* (no decimals/cents).

Desert View Elementary Intermediate
(03-02-08-101)

Sponsored by Page Unified District (03-02-08)

2017 Program Year

January

Original Claim

Regular Claim

Pending Submission

Breakfast - Severe Need

Number of Days Served: 20

Free Meals Served: 2956

Reduced-Price Meals Served: 107

Paid Meals Served: 247

Total Meals Served: 3310

Participants Approved for Free Meals: 518

Participants Approved for Reduced-Price Meals: 32

Participants Approved for Paid Meals: 199

Participants Enrolled: 744

Lunch - High Rate

Number of Days Served: 20

Free Meals Served: 8329

Reduced-Price Meals Served: 494

Paid Meals Served: 1584

Total Meals Served: 10407

Participants Approved for Free Meals: 518

Participants Approved for Reduced-Price Meals: 32

Participants Approved for Paid Meals: 199

Participants Enrolled: 744

Afternoon Snack - High Rate



Arizona Department of Education

Child Nutrition Program

NSLP

ADE Home

National School Lunch Program - NSLP

[Applications](#)[Claims](#)[CNP Overview](#)

You are logged in as Mildred Calamity

Claims

NSLP Site Claim

[? Help](#) | [Logoff](#)You are in [NSLP Home](#) > [NSLP Claims Index](#) > [NSLP Site Claim](#)

Enter the information into the form. For meal quantities that are unknown or none served, enter zero (0). Click **Save** to save your changes or click **Cancel** to disregard your changes since the last save. Be sure to enter only *whole numbers* (no decimals/cents).

**Lake View Elementary Primary
(03-02-08-102)**

Sponsored by Page Unified District (03-02-08)

2017 Program Year

January

Original Claim

Regular Claim

Pending Submission**Your claim data has been saved successfully.****Breakfast - Severe Need**

Number of Days Served:	20
Free Meals Served:	3230
Reduced-Price Meals Served:	240
Paid Meals Served:	326
Total Meals Served:	3796
Participants Approved for Free Meals:	390
Participants Approved for Reduced-Price Meals:	44
Participants Approved for Paid Meals:	161
Participants Enrolled:	586

Lunch - High Rate

Number of Days Served:	20
Free Meals Served:	6457
Reduced-Price Meals Served:	754
Paid Meals Served:	1562
Total Meals Served:	8773
Participants Approved for Free Meals:	390
Participants Approved for Reduced-Price Meals:	44
Participants Approved for Paid Meals:	161
Participants Enrolled:	586



NSLP | ADE Home

National School Lunch Program - NSLP

Applications | Claims | CNP Overview

You are logged in as Mildred Calamity

Claims

NSLP Site Claim

Help | Logoff

You are in NSLP Home > NSLP Claims Index > NSLP Site Claim

Enter the information into the form. For meal quantities that are unknown or none served, enter zero (0). Click **Save** to save your changes or click **Cancel** to disregard your changes since the last save. Be sure to enter only *whole numbers* (no decimals/cents).

Manson Mesa High School
(03-02-08-210)

Sponsored by Page Unified District (03-02-08)

2017 Program Year

January

Original Claim

Pending Submission

Regular Claim

Your claim data has been saved successfully.

Breakfast - Severe NeedNumber of Days Served: Free Meals Served: Reduced-Price Meals Served: Paid Meals Served: Total Meals Served: **64**Participants Approved for Free Meals: Participants Approved for Reduced-Price Meals: Participants Approved for Paid Meals: Participants Enrolled: **Lunch - High Rate**Number of Days Served: Free Meals Served: Reduced-Price Meals Served: Paid Meals Served: Total Meals Served: **146**Participants Approved for Free Meals: Participants Approved for Reduced-Price Meals: Participants Approved for Paid Meals: Participants Enrolled: **Attendance Factor**Attendance Factor: **82.74 %**

Created by Mildred Calamity on 2/2/2017 at 9:20:30 AM
 Modified by Mildred Calamity on 2/2/2017 at 9:23:46 AM

Save

Delete

Cancel



Arizona Department of Education

Child Nutrition Program

NSLP

ADE Home

National School Lunch Program - NSLP

Applications

Claims

CNP Overview

You are logged in as Mildred Calamity

Claims

NSLP Site Claim

[Help](#) | [Logoff](#)

You are in NSLP Home > NSLP Claims Index > NSLP Site Claim

Enter the information into the form. For meal quantities that are unknown or none served, enter zero (0). Click **Save** to save your changes or click **Cancel** to disregard your changes since the last save. Be sure to enter only *whole numbers* (no decimals/cents).

Page High School
(03-02-08-209)

Sponsored by Page Unified District (03-02-08)
 2017 Program Year
 January
 Original Claim
Pending Submission

Regular Claim

Your claim data has been saved successfully.

Breakfast - Severe Need

Number of Days Served:	20
Free Meals Served:	1851
Reduced-Price Meals Served:	85
Paid Meals Served:	111
Total Meals Served:	2047
Participants Approved for Free Meals:	423
Participants Approved for Reduced-Price Meals:	36
Participants Approved for Paid Meals:	342
Participants Enrolled:	786

Lunch - High Rate

Number of Days Served:	20
Free Meals Served:	2852
Reduced-Price Meals Served:	161
Paid Meals Served:	406
Total Meals Served:	3419
Participants Approved for Free Meals:	423
Participants Approved for Reduced-Price Meals:	36
Participants Approved for Paid Meals:	342
Participants Enrolled:	786



Arizona Department of Education

Child Nutrition Program

NSLP

ADE Home

National School Lunch Program - NSLP

Applications

Claims

CNP Overview

You are logged in as Mildred Calamity

Claims

NSLP Site Claim

Help | Logoff

You are in NSLP Home > NSLP Claims Index > NSLP Site Claim

Enter the information into the form. For meal quantities that are unknown or none served, enter zero (0). Click **Save** to save your changes or click **Cancel** to disregard your changes since the last save. Be sure to enter only *whole numbers* (no decimals/cents).

Page Middle School

(03-02-08-106)

Sponsored by Page Unified District (03-02-08)

2017 Program Year

January

Original Claim

Regular Claim

Pending Submission

Your claim data has been saved successfully.

Breakfast - Severe Need

Number of Days Served:	20
Free Meals Served:	1499
Reduced-Price Meals Served:	83
Paid Meals Served:	114
Total Meals Served:	1696
Participants Approved for Free Meals:	419
Participants Approved for Reduced-Price Meals:	32
Participants Approved for Paid Meals:	185
Participants Enrolled:	626

Lunch - High Rate

Number of Days Served:	20
Free Meals Served:	4910
Reduced-Price Meals Served:	331
Paid Meals Served:	1101
Total Meals Served:	6342
Participants Approved for Free Meals:	419
Participants Approved for Reduced-Price Meals:	32
Participants Approved for Paid Meals:	185
Participants Enrolled:	626



Arizona Department of Education

Child Nutrition Program

NSLP

ADE Home

National School Lunch Program - NSLP[Applications](#)[Claims](#)[CNP Overview](#)

You are logged in as Mildred Calamity

Claims

NSLP Site Claim

[Help](#) | [Logoff](#)You are in [NSLP Home](#) > [NSLP Claims Index](#) > [NSLP Site Claim](#)

Enter the information into the form. For meal quantities that are unknown or none served, enter zero (0). Click **Save** to save your changes or click **Cancel** to disregard your changes since the last save. Be sure to enter only *whole numbers* (no decimals/cents).

Tse'yaato' High School (03-01-99-006)

Sponsored by Page Unified District (03-02-08)

2017 Program Year

January

Original Claim

Pending Submission**Regular Claim****Your claim data has been saved successfully.****Breakfast - Severe Need**Number of Days Served: Free Meals Served: Reduced-Price Meals Served: Paid Meals Served: Total Meals Served: Participants Approved for Free Meals: Participants Approved for Reduced-Price Meals: Participants Approved for Paid Meals: Participants Enrolled: **Lunch - High Rate**Number of Days Served: Free Meals Served: Reduced-Price Meals Served: Paid Meals Served: Total Meals Served: Participants Approved for Free Meals: Participants Approved for Reduced-Price Meals: Participants Approved for Paid Meals: Participants Enrolled: **Attendance Factor**Attendance Factor:

Created by Mildred Calamity on 2/2/2017 at 9:32:31 AM
Modified by Mildred Calamity on 2/2/2017 at 9:37:10 AM

[Save](#)[Delete](#)[Cancel](#)

**National School Lunch Program - NSLP**[Applications](#) | [Claims](#) | [CNP Overview](#)

You are logged in as Mildred Calamity

Claims

Meal Service Summary

[Help](#) | [Logoff](#)You are in [NSLP Home](#) > [NSLP Claims Index](#) > Meal Service SummaryCalendar Year: Month:

Page Unified District (03-02-08)

Accurate as of 3/3/2017 9:45:48 AM

2017 February

Meal	Count	Rate	Amount
Breakfast - High Rate or At-Risk			
Free Meals Served	8,855	N/A	\$ 18,064.20
Reduced-Price Meals Served	527	N/A	916.98
Paid Meals Served	697	0.2900	202.13
Total:			\$ 19,183.31
Lunch - High Rate or At-Risk			
Free Meals Served	20,986	3.1800	\$ 66,735.48
Reduced-Price Meals Served	1,562	2.7800	4,342.36
Paid Meals Served	4,210	0.3200	1,347.20
Add-On for Menu Certification	26,758	0.0600	1,605.48
Total:			\$ 74,030.52
Afternoon Snack - High Rate or At-Risk			
Free Meals Served	3,899	0.8600	\$ 3,353.14
Total:			\$ 3,353.14
Month Total:			\$ 96,566.97



Claims

NSLP Site Claim

You are in [NSLP Home](#) > [NSLP Claims Index](#) > [NSLP Site Claim](#) [Help](#) | [Logoff](#)

Enter the information into the form. For meal quantities that are unknown or none served, enter zero (0). Click **Save** to save your changes or click **Cancel** to disregard your changes since the last save. Be sure to enter only *whole numbers* (no decimals/cents).

**Desert View Elementary Intermediate
(03-02-08-101)**

Sponsored by Page Unified District (03-02-08)

2017 Program Year

February

Original Claim

Pending Submission**Regular Claim****Your claim data has been saved successfully.****Breakfast - Severe Need**

Number of Days Served:	18
Free Meals Served:	2563
Reduced-Price Meals Served:	102
Paid Meals Served:	199
Total Meals Served:	2864
Participants Approved for Free Meals:	521
Participants Approved for Reduced-Price Meals:	32
Participants Approved for Paid Meals:	194
Participants Enrolled:	743

Lunch - High Rate

Number of Days Served:	18
Free Meals Served:	7387
Reduced-Price Meals Served:	403
Paid Meals Served:	1394
Total Meals Served:	9184
Participants Approved for Free Meals:	521
Participants Approved for Reduced-Price Meals:	32
Participants Approved for Paid Meals:	194
Participants Enrolled:	743

Afternoon Snack - High Rate

Number of Days Served:	15
Free Meals Served:	1098
Participants Enrolled:	124

Attendance Factor

Attendance Factor:	92.95 %
--------------------	---------

Claims

NSLP Site Claim

You are in [NSLP Home](#) > [NSLP Claims Index](#) > [NSLP Site Claim](#)

[? Help](#) | [Logoff](#)

Enter the information into the form. For meal quantities that are unknown or none served, enter zero (0). Click **Save** to save your changes or click **Cancel** to disregard your changes since the last save. Be sure to enter only *whole numbers* (no decimals/cents).

Lake View Elementary Primary (03-02-08-102)

Sponsored by Page Unified District (03-02-08)

2017 Program Year

February

Original Claim

Pending Submission

Regular Claim

Your claim data has been saved successfully.

Breakfast - Severe Need

Number of Days Served:	18
Free Meals Served:	2771
Reduced-Price Meals Served:	224
Paid Meals Served:	257
Total Meals Served:	3252
Participants Approved for Free Meals:	392
Participants Approved for Reduced-Price Meals:	44
Participants Approved for Paid Meals:	149
Participants Enrolled:	578

Lunch - High Rate

Number of Days Served:	18
Free Meals Served:	5882
Reduced-Price Meals Served:	686
Paid Meals Served:	1344
Total Meals Served:	7912
Participants Approved for Free Meals:	392
Participants Approved for Reduced-Price Meals:	44
Participants Approved for Paid Meals:	149
Participants Enrolled:	578

Afternoon Snack - High Rate

Number of Days Served:	15
Free Meals Served:	2050
Participants Enrolled:	190

Attendance Factor

Attendance Factor:	92.27 %
--------------------	---------



NSLP

ADE Home

National School Lunch Program - NSLP

Applications

Claims

CNP Overview

You are logged in as Mildred Calamity

Claims

NSLP Site Claim

Help | Logoff

You are in NSLP Home > NSLP Claims Index > NSLP Site Claim

Enter the information into the form. For meal quantities that are unknown or none served, enter zero (0). Click **Save** to save your changes or click **Cancel** to disregard your changes since the last save. Be sure to enter only *whole numbers* (no decimals/cents).

Manson Mesa High School
(03-02-08-210)

Sponsored by Page Unified District (03-02-08)

2017 Program Year

February

Original Claim

Pending Submission

Regular Claim

Your claim data has been saved successfully.

Breakfast - Severe Need

Number of Days Served:	18
Free Meals Served:	57
Reduced-Price Meals Served:	0
Paid Meals Served:	3
Total Meals Served:	60
Participants Approved for Free Meals:	29
Participants Approved for Reduced-Price Meals:	1
Participants Approved for Paid Meals:	9
Participants Enrolled:	39

Lunch - High Rate

Number of Days Served:	18
Free Meals Served:	127
Reduced-Price Meals Served:	0
Paid Meals Served:	13
Total Meals Served:	140
Participants Approved for Free Meals:	29
Participants Approved for Reduced-Price Meals:	1
Participants Approved for Paid Meals:	9
Participants Enrolled:	39

Attendance Factor

Attendance Factor:	82.74 %
--------------------	---------

Created by Mildred Calamity on 3/3/2017 at 9:20:42 AM
 Modified by Mildred Calamity on 3/3/2017 at 9:23:20 AM

Save

Delete

Cancel



Claims

NSLP Site Claim

You are in [NSLP Home](#) > [NSLP Claims Index](#) > NSLP Site Claim[Help](#) | [Logoff](#)

Enter the information into the form. For meal quantities that are unknown or none served, enter zero (0). Click **Save** to save your changes or click **Cancel** to disregard your changes since the last save. Be sure to enter only *whole numbers* (no decimals/cents).

Page High School (03-02-08-209)

Sponsored by Page Unified District (03-02-08)

2017 Program Year

February

Original Claim

Pending Submission

Regular Claim

Your claim data has been saved successfully.

Breakfast - Severe Need

Number of Days Served:	18
Free Meals Served:	1860
Reduced-Price Meals Served:	85
Paid Meals Served:	127
Total Meals Served:	2072
Participants Approved for Free Meals:	413
Participants Approved for Reduced-Price Meals:	35
Participants Approved for Paid Meals:	324
Participants Enrolled:	769

Lunch - High Rate

Number of Days Served:	18
Free Meals Served:	2626
Reduced-Price Meals Served:	148
Paid Meals Served:	403
Total Meals Served:	3177
Participants Approved for Free Meals:	413
Participants Approved for Reduced-Price Meals:	35
Participants Approved for Paid Meals:	324
Participants Enrolled:	769

Afternoon Snack - High Rate

Number of Days Served:	0
Free Meals Served:	0
Participants Enrolled:	0

Attendance Factor

Attendance Factor:	90.13 %
--------------------	---------

Created by Mildred Calamity on 3/3/2017 at 9:27:25 AM
 Modified by Mildred Calamity on 3/3/2017 at 9:29:23 AM

[Save](#)[Delete](#)[Cancel](#)



Claims

NSLP Site Claim

[Help](#) | [Logoff](#)

You are In [NSLP Home](#) > [NSLP Claims Index](#) > NSLP Site Claim

Enter the information into the form. For meal quantities that are unknown or none served, enter zero (0). Click **Save** to save your changes or click **Cancel** to disregard your changes since the last save. Be sure to enter only *whole numbers* (no decimals/cents).

Page Middle School (03-02-08-106)

Sponsored by Page Unified District (03-02-08)
2017 Program Year
February
Original Claim
Pending Submission

Regular Claim

Your claim data has been saved successfully.

Breakfast - Severe Need

Number of Days Served:	18
Free Meals Served:	1439
Reduced-Price Meals Served:	98
Paid Meals Served:	95
Total Meals Served:	1632
Participants Approved for Free Meals:	422
Participants Approved for Reduced-Price Meals:	31
Participants Approved for Paid Meals:	177
Participants Enrolled:	627

Lunch - High Rate

Number of Days Served:	18
Free Meals Served:	4570
Reduced-Price Meals Served:	285
Paid Meals Served:	1017
Total Meals Served:	5872
Participants Approved for Free Meals:	422
Participants Approved for Reduced-Price Meals:	31
Participants Approved for Paid Meals:	177
Participants Enrolled:	627

Afternoon Snack - High Rate

Number of Days Served:	15
Free Meals Served:	751
Participants Enrolled:	627

Attendance Factor

Attendance Factor: 91.28 %



National School Lunch Program - NSLP

[Applications](#) | [Claims](#) | [CNP Overview](#)

You are logged in as Mildred Calamity

Claims

NSLP Site Claim

[Help](#) | [Logoff](#)You are in [NSLP Home](#) > [NSLP Claims Index](#) > NSLP Site Claim

Enter the information into the form. For meal quantities that are unknown or none served, enter zero (0). Click **Save** to save your changes or click **Cancel** to disregard your changes since the last save. Be sure to enter only *whole numbers* (no decimals/cents).

Tse'yaato' High School
(03-01-99-006)

Sponsored by Page Unified District (03-02-08)

2017 Program Year

February

Original Claim

Pending Submission

Regular Claim

Your claim data has been saved successfully.**Breakfast - Severe Need**

Number of Days Served:	18
Free Meals Served:	165
Reduced-Price Meals Served:	18
Paid Meals Served:	16
Total Meals Served:	199
Participants Approved for Free Meals:	52
Participants Approved for Reduced-Price Meals:	5
Participants Approved for Paid Meals:	13
Participants Enrolled:	70

Lunch - High Rate

Number of Days Served:	18
Free Meals Served:	394
Reduced-Price Meals Served:	40
Paid Meals Served:	39
Total Meals Served:	473
Participants Approved for Free Meals:	52
Participants Approved for Reduced-Price Meals:	5
Participants Approved for Paid Meals:	13
Participants Enrolled:	70

Attendance Factor

Attendance Factor:	79.74 %
--------------------	---------

**National School Lunch Program - NSLP**[Applications](#) | [Claims](#) | [CNP Overview](#)

You are logged in as Mildred Calamity

Claims

Meal Service Summary

[? Help](#) | [Logoff](#)You are in [NSLP Home](#) > [NSLP Claims Index](#) > Meal Service SummaryCalendar Year: Month:

Page Unified District (03-02-08)

Accurate as of 4/4/2017 10:34:40 AM

2017 March

Meal	Count	Rate	Amount
Breakfast - High Rate or At-Risk			
Free Meals Served	8,924	N/A	\$ 18,204.96
Reduced-Price Meals Served	531	N/A	923.94
Paid Meals Served	746	0.2900	216.34
Total:			\$ 19,345.24
Lunch - High Rate or At-Risk			
Free Meals Served	20,764	3.1800	\$ 66,029.52
Reduced-Price Meals Served	1,570	2.7800	4,364.60
Paid Meals Served	4,250	0.3200	1,360.00
Add-On for Menu Certification	26,584	0.0600	1,595.04
Total:			\$ 73,349.16
Afternoon Snack - High Rate or At-Risk			
Free Meals Served	2,068	0.8600	\$ 1,778.48
Total:			\$ 1,778.48
Month Total:			\$ 94,472.88



Claims

NSLP Site Claim

[Help](#) | [Logoff](#)

You are in [NSLP Home](#) > [NSLP Claims Index](#) > NSLP Site Claim

Enter the information into the form. For meal quantities that are unknown or none served, enter zero (0). Click **Save** to save your changes or click **Cancel** to disregard your changes since the last save. Be sure to enter only *whole numbers* (no decimals/cents).

Desert View Elementary Intermediate (03-02-08-101)

Sponsored by Page Unified District (03-02-08)

2017 Program Year

March

Original Claim

Pending Submission

Regular Claim

Your claim data has been saved successfully.

Breakfast - Severe Need

Number of Days Served:	18
Free Meals Served:	2454
Reduced-Price Meals Served:	79
Paid Meals Served:	211
Total Meals Served:	2744
Participants Approved for Free Meals:	524
Participants Approved for Reduced-Price Meals:	33
Participants Approved for Paid Meals:	193
Participants Enrolled:	744

Lunch - High Rate

Number of Days Served:	18
Free Meals Served:	7567
Reduced-Price Meals Served:	444
Paid Meals Served:	1406
Total Meals Served:	9417
Participants Approved for Free Meals:	524
Participants Approved for Reduced-Price Meals:	33
Participants Approved for Paid Meals:	193
Participants Enrolled:	744

Afternoon Snack - High Rate

Number of Days Served:	10
Free Meals Served:	839
Participants Enrolled:	234

Attendance Factor

Attendance Factor:	92.95 %
--------------------	---------



Arizona Department of Education

Child Nutrition Program

NSLP

ADE Home

National School Lunch Program - NSLP

[Applications](#) | [Claims](#) | [CNP Overview](#)

You are logged in as Mildred Calamity

Claims

NSLP Site Claim

You are in [NSLP Home](#) > [NSLP Claims Index](#) > [NSLP Site Claim](#)[Help](#) | [Logoff](#)

Enter the information into the form. For meal quantities that are unknown or none served, enter zero (0). Click **Save** to save your changes or click **Cancel** to disregard your changes since the last save. Be sure to enter only *whole numbers* (no decimals/cents).

**Lake View Elementary Primary
(03-02-08-102)**

Sponsored by Page Unified District (03-02-08)

2017 Program Year

March

Original Claim

Pending Submission

Regular Claim

Your claim data has been saved successfully.

Breakfast - Severe Need

Number of Days Served:	18
Free Meals Served:	2830
Reduced-Price Meals Served:	266
Paid Meals Served:	281
Total Meals Served:	3377
Participants Approved for Free Meals:	395
Participants Approved for Reduced-Price Meals:	44
Participants Approved for Paid Meals:	145
Participants Enrolled:	580

Lunch - High Rate

Number of Days Served:	18
Free Meals Served:	5948
Reduced-Price Meals Served:	654
Paid Meals Served:	1424
Total Meals Served:	8026
Participants Approved for Free Meals:	395
Participants Approved for Reduced-Price Meals:	44
Participants Approved for Paid Meals:	145
Participants Enrolled:	580

Afternoon Snack - High Rate

Number of Days Served:	6
Free Meals Served:	632
Participants Enrolled:	198

Attendance Factor

Attendance Factor:	92.27 %
--------------------	---------



Claims

NSLP Site Claim

You are in [NSLP Home](#) > [NSLP Claims Index](#) > [NSLP Site Claim](#)[Help](#) | [Logoff](#)

Enter the information into the form. For meal quantities that are unknown or none served, enter zero (0). Click **Save** to save your changes or click **Cancel** to disregard your changes since the last save. Be sure to enter only *whole numbers* (no decimals/cents).

Page Middle School (03-02-08-106)

Sponsored by Page Unified District (03-02-08)
2017 Program Year
March
Original Claim
Pending Submission

Regular Claim

Your claim data has been saved successfully.

Breakfast - Severe Need

Number of Days Served:	18
Free Meals Served:	1616
Reduced-Price Meals Served:	92
Paid Meals Served:	112
Total Meals Served:	1820
Participants Approved for Free Meals:	427
Participants Approved for Reduced-Price Meals:	31
Participants Approved for Paid Meals:	174
Participants Enrolled:	630

Lunch - High Rate

Number of Days Served:	18
Free Meals Served:	4389
Reduced-Price Meals Served:	299
Paid Meals Served:	1006
Total Meals Served:	5694
Participants Approved for Free Meals:	427
Participants Approved for Reduced-Price Meals:	31
Participants Approved for Paid Meals:	174
Participants Enrolled:	630

Afternoon Snack - High Rate

Number of Days Served:	10
Free Meals Served:	597
Participants Enrolled:	521

Attendance Factor

Attendance Factor:	91.28 %
--------------------	---------



National School Lunch Program - NSLP

[Applications](#) | [Claims](#) | [CNP Overview](#)

You are logged in as Mildred Calamity

Claims

NSLP Site Claim

You are in [NSLP Home](#) > [NSLP Claims Index](#) > [NSLP Site Claim](#)[Help](#) | [Logoff](#)

Enter the information into the form. For meal quantities that are unknown or none served, enter zero (0). Click **Save** to save your changes or click **Cancel** to disregard your changes since the last save. Be sure to enter only *whole numbers* (no decimals/cents).

Page High School
(03-02-08-209)

Sponsored by Page Unified District (03-02-08)

2017 Program Year

March

Original Claim

Pending Submission

Regular Claim

Your claim data has been saved successfully.

Breakfast - Severe Need

Number of Days Served:	18
Free Meals Served:	1897
Reduced-Price Meals Served:	77
Paid Meals Served:	130
Total Meals Served:	2104
Participants Approved for Free Meals:	412
Participants Approved for Reduced-Price Meals:	35
Participants Approved for Paid Meals:	315
Participants Enrolled:	756

Lunch - High Rate

Number of Days Served:	18
Free Meals Served:	2468
Reduced-Price Meals Served:	140
Paid Meals Served:	375
Total Meals Served:	2983
Participants Approved for Free Meals:	412
Participants Approved for Reduced-Price Meals:	35
Participants Approved for Paid Meals:	315
Participants Enrolled:	756

Afternoon Snack - High Rate

Number of Days Served:	0
Free Meals Served:	0
Participants Enrolled:	0

Attendance Factor

Attendance Factor:	90.13 %
--------------------	---------



Arizona Department of Education

Child Nutrition Program

NSLP

ADE Home

National School Lunch Program - NSLP

Applications

Claims

CNP Overview

You are logged in as Mildred Calamity

Claims

NSLP Site Claim

[Help](#) | [Logoff](#)You are in [NSLP Home](#) > [NSLP Claims Index](#) > NSLP Site Claim

Enter the information into the form. For meal quantities that are unknown or none served, enter zero (0). Click **Save** to save your changes or click **Cancel** to disregard your changes since the last save. Be sure to enter only *whole numbers* (no decimals/cents).

Manson Mesa High School
(03-02-08-210)

Sponsored by Page Unified District (03-02-08)

2017 Program Year

March

Original Claim

Pending Submission

Regular Claim

Your claim data has been saved successfully.

Breakfast - Severe Need

Number of Days Served:	18
Free Meals Served:	46
Reduced-Price Meals Served:	0
Paid Meals Served:	3
Total Meals Served:	49
Participants Approved for Free Meals:	29
Participants Approved for Reduced-Price Meals:	2
Participants Approved for Paid Meals:	9
Participants Enrolled:	38

Lunch - High Rate

Number of Days Served:	18
Free Meals Served:	88
Reduced-Price Meals Served:	10
Paid Meals Served:	6
Total Meals Served:	104
Participants Approved for Free Meals:	29
Participants Approved for Reduced-Price Meals:	2
Participants Approved for Paid Meals:	9
Participants Enrolled:	38

Attendance Factor

Attendance Factor:	82.74 %
--------------------	---------

Created by Mildred Calamity on 4/4/2017 at 10:13:40 AM
 Modified by Mildred Calamity on 4/4/2017 at 10:15:12 AM

Save

Delete

Cancel



National School Lunch Program - NSLP

[Applications](#)[Claims](#)[CNP Overview](#)

You are logged in as Mildred Calamity

Claims

NSLP Site Claim

[Help](#) | [Logoff](#)You are in [NSLP Home](#) > [NSLP Claims Index](#) > [NSLP Site Claim](#)

Enter the information into the form. For meal quantities that are unknown or none served, enter zero (0). Click **Save** to save your changes or click **Cancel** to disregard your changes since the last save. Be sure to enter only *whole numbers* (no decimals/cents).

Tse'yaato' High School
(03-01-99-006)

Sponsored by Page Unified District (03-02-08)

2017 Program Year

March

Original Claim

Pending Submission

Regular Claim

Your claim data has been saved successfully.**Breakfast - Severe Need**

Number of Days Served:	18
Free Meals Served:	81
Reduced-Price Meals Served:	17
Paid Meals Served:	9
Total Meals Served:	107
Participants Approved for Free Meals:	52
Participants Approved for Reduced-Price Meals:	5
Participants Approved for Paid Meals:	13
Participants Enrolled:	62

Lunch - High Rate

Number of Days Served:	18
Free Meals Served:	304
Reduced-Price Meals Served:	23
Paid Meals Served:	33
Total Meals Served:	360
Participants Approved for Free Meals:	52
Participants Approved for Reduced-Price Meals:	5
Participants Approved for Paid Meals:	13
Participants Enrolled:	62

Attendance Factor

Attendance Factor:	79.74 %
--------------------	---------

[Save](#)[Delete](#)[Cancel](#)



National School Lunch Program - NSLP

[Applications](#) | [Claims](#) | [CNP Overview](#)

You are logged in as Mildred Calamity

Claims

Meal Service Summary

[Help](#) | [Logoff](#)

You are in NSLP Home > NSLP Claims Index > Meal Service Summary

Calendar Year:
Month:

Page Unified District (03-02-08)

Accurate as of 5/2/2017 10:18:47 AM

2017 April

Meal	Count	Rate	Amount
Breakfast - High Rate or At-Risk			
Free Meals Served	9,285	N/A	\$ 18,941.40
Reduced-Price Meals Served	553	N/A	962.22
Paid Meals Served	837	0.2900	242.73
Total:			\$ 20,146.35
Lunch - High Rate or At-Risk			
Free Meals Served	21,406	3.1800	\$ 68,071.08
Reduced-Price Meals Served	1,614	2.7800	4,486.92
Paid Meals Served	4,454	0.3200	1,425.28
Add-On for Menu Certification	27,474	0.0600	1,648.44
Total:			\$ 75,631.72
Afternoon Snack - High Rate or At-Risk			
Free Meals Served	3,466	0.8600	\$ 2,980.76
Total:			\$ 2,980.76
Month Total:			\$ 98,758.83



Claims

NSLP Site Claim

You are in [NSLP Home](#) > [NSLP Claims Index](#) > [NSLP Site Claim](#)

[Help](#) [Logoff](#)

Enter the information into the form. For meal quantities that are unknown or none served, enter zero (0). Click **Save** to save your changes or click **Cancel** to disregard your changes since the last save. Be sure to enter only *whole numbers* (no decimals/cents).

Desert View Elementary Intermediate (03-02-08-101)

Sponsored by Page Unified District (03-02-08)

2017 Program Year

April

Original Claim

Pending Submission

Regular Claim

Breakfast - Severe Need

Number of Days Served:	19
Free Meals Served:	2618
Reduced-Price Meals Served:	81
Paid Meals Served:	223
Total Meals Served:	2922
Participants Approved for Free Meals:	522
Participants Approved for Reduced-Price Meals:	33
Participants Approved for Paid Meals:	188
Participants Enrolled:	741

Lunch - High Rate

Number of Days Served:	19
Free Meals Served:	7965
Reduced-Price Meals Served:	479
Paid Meals Served:	1466
Total Meals Served:	9910
Participants Approved for Free Meals:	522
Participants Approved for Reduced-Price Meals:	33
Participants Approved for Paid Meals:	188
Participants Enrolled:	741

Afternoon Snack - High Rate

Number of Days Served:	16
Free Meals Served:	1159
Participants Enrolled:	236

Attendance Factor

Attendance Factor: 92.95 %



Claims

NSLP Site Claim

You are in [NSLP Home](#) > [NSLP Claims Index](#) > NSLP Site Claim

Enter the information into the form. For meal quantities that are unknown or none served, enter zero (0). Click **Save** to save your changes or click **Cancel** to disregard your changes since the last save. Be sure to enter only *whole numbers* (no decimals/cents).

Lake View Elementary Primary (03-02-08-102)

Sponsored by Page Unified District (03-02-08)

2017 Program Year

April

Original Claim

Pending Submission

Regular Claim

Breakfast - Severe Need

Number of Days Served:	19
Free Meals Served:	3107
Reduced-Price Meals Served:	270
Paid Meals Served:	323
Total Meals Served:	3700
Participants Approved for Free Meals:	394
Participants Approved for Reduced-Price Meals:	42
Participants Approved for Paid Meals:	144
Participants Enrolled:	579

Lunch - High Rate

Number of Days Served:	19
Free Meals Served:	6266
Reduced-Price Meals Served:	681
Paid Meals Served:	1431
Total Meals Served:	8378
Participants Approved for Free Meals:	394
Participants Approved for Reduced-Price Meals:	42
Participants Approved for Paid Meals:	144
Participants Enrolled:	579

Afternoon Snack - High Rate

Number of Days Served:	16
Free Meals Served:	1297
Participants Enrolled:	117

Attendance Factor

Attendance Factor: 92.27 %



Claims

NSLP Site Claim

You are in [NSLP Home](#) > [NSLP Claims Index](#) > NSLP Site Claim

[Help](#) | [Logoff](#)

Enter the information into the form. For meal quantities that are unknown or none served, enter zero (0). Click **Save** to save your changes or click **Cancel** to disregard your changes since the last save. Be sure to enter only *whole numbers* (no decimals/cents).

Page Middle School (03-02-08-106)

Sponsored by Page Unified District (03-02-08)
2017 Program Year
April
Original Claim
Pending Submission

Regular Claim

Your claim data has been saved successfully.

Breakfast - Severe Need

Number of Days Served:	19
Free Meals Served:	1630
Reduced-Price Meals Served:	95
Paid Meals Served:	131
Total Meals Served:	1856
Participants Approved for Free Meals:	427
Participants Approved for Reduced-Price Meals:	30
Participants Approved for Paid Meals:	175
Participants Enrolled:	627

Lunch - High Rate

Number of Days Served:	19
Free Meals Served:	4479
Reduced-Price Meals Served:	279
Paid Meals Served:	1058
Total Meals Served:	5816
Participants Approved for Free Meals:	427
Participants Approved for Reduced-Price Meals:	30
Participants Approved for Paid Meals:	175
Participants Enrolled:	627

Afternoon Snack - High Rate

Number of Days Served:	16
Free Meals Served:	1010
Participants Enrolled:	548

Attendance Factor

Attendance Factor: 91.28 %



Claims

NSLP Site Claim

You are in NSLP Home > NSLP Claims Index > NSLP Site Claim

Enter the information into the form. For meal quantities that are unknown or none served, enter zero (0). Click **Save** to save your changes or click **Cancel** to disregard your changes since the last save. Be sure to enter only *whole numbers* (no decimals/cents).



[Help](#) | [Logoff](#)

Page High School (03-02-08-209)

Sponsored by Page Unified District (03-02-08)

2017 Program Year

April

Original Claim

Pending Submission

Regular Claim

Your claim data has been saved successfully.

Breakfast - Severe Need

Number of Days Served:	19
Free Meals Served:	1861
Reduced-Price Meals Served:	93
Paid Meals Served:	156
Total Meals Served:	2110
Participants Approved for Free Meals:	410
Participants Approved for Reduced-Price Meals:	34
Participants Approved for Paid Meals:	307
Participants Enrolled:	749

Lunch - High Rate

Number of Days Served:	19
Free Meals Served:	2440
Reduced-Price Meals Served:	148
Paid Meals Served:	470
Total Meals Served:	3058
Participants Approved for Free Meals:	410
Participants Approved for Reduced-Price Meals:	34
Participants Approved for Paid Meals:	307
Participants Enrolled:	749

Afternoon Snack - High Rate

Number of Days Served:	0
Free Meals Served:	0
Participants Enrolled:	0

Attendance Factor

Attendance Factor: 90.13 %

Created by Mildred Calamity on 5/2/2017 at 10:01:06 AM
Modified by Mildred Calamity on 5/2/2017 at 10:02:25 AM

Save

Delete

Cancel

Arizona Department of Education
Child Nutrition Program

NSLP

SFSP

ADE Home

National School Lunch Program - NSLP

Applications

Claims

CNP Overview

You are logged in as Mildred Calamity

Claims

NSLP Site Claim

You are in NSLP Home > NSLP Claims Index > NSLP Site Claim

Help | Logoff

Enter the information into the form. For meal quantities that are unknown or none served, enter zero (0). Click **Save** to save your changes or click **Cancel** to disregard your changes since the last save. Be sure to enter only *whole numbers* (no decimals/cents).

Manson Mesa High School
(03-02-08-210)

Sponsored by Page Unified District (03-02-08)

2017 Program Year

April

Original Claim

Pending Submission

Regular Claim

Your claim data has been saved successfully.

Breakfast - Severe Need

Number of Days Served:	19
Free Meals Served:	30
Reduced-Price Meals Served:	3
Paid Meals Served:	1
Total Meals Served:	34
Participants Approved for Free Meals:	27
Participants Approved for Reduced-Price Meals:	2
Participants Approved for Paid Meals:	7
Participants Enrolled:	34

Lunch - High Rate

Number of Days Served:	19
Free Meals Served:	87
Reduced-Price Meals Served:	9
Paid Meals Served:	6
Total Meals Served:	102
Participants Approved for Free Meals:	27
Participants Approved for Reduced-Price Meals:	2
Participants Approved for Paid Meals:	7
Participants Enrolled:	34

Attendance Factor

Attendance Factor: 82.74 %

Created by Mildred Calamity on 5/2/2017 at 9:55:22 AM
Modified by Mildred Calamity on 5/2/2017 at 9:57:14 AM

Save

Delete

Cancel



Claims

NSLP Site Claim

You are in NSLP Home > NSLP Claims Index > NSLP Site Claim

Help | Logout

Enter the information into the form. For meal quantities that are unknown or none served, enter zero (0). Click **Save** to save your changes or click **Cancel** to disregard your changes since the last save. Be sure to enter only *whole numbers* (no decimals/cents).

Tse'yaato' High School (03-01-99-006)

Sponsored by Page Unified District (03-02-08)

2017 Program Year

April

Original Claim

Pending Submission

Regular Claim

Your claim data has been saved successfully.

Breakfast - Severe Need

Number of Days Served:	19
Free Meals Served:	39
Reduced-Price Meals Served:	11
Paid Meals Served:	3
Total Meals Served:	53
Participants Approved for Free Meals:	28
Participants Approved for Reduced-Price Meals:	3
Participants Approved for Paid Meals:	10
Participants Enrolled:	41

Lunch - High Rate

Number of Days Served:	19
Free Meals Served:	169
Reduced-Price Meals Served:	18
Paid Meals Served:	23
Total Meals Served:	210
Participants Approved for Free Meals:	28
Participants Approved for Reduced-Price Meals:	3
Participants Approved for Paid Meals:	10
Participants Enrolled:	41

Attendance Factor

Attendance Factor: 79.74 %



Arizona Department of Education
Child Nutrition Program

NSLP

SFSP

ADE Home

National School Lunch Program - NSLP
[Applications](#) | [Claims](#) | [CNP Overview](#)

You are logged in as Mildred Calamity

Claims

Meal Service Summary

[Help](#) | [Logoff](#)You are in [NSLP Home](#) > [NSLP Claims Index](#) > Meal Service Summary

Calendar Year:
 Month:

Page Unified District (03-02-08)

Accurate as of 6/2/2017 9:39:59 AM

2017 May

Meal	Count	Rate	Amount
Breakfast - High Rate or At-Risk			
Free Meals Served	6,537	N/A	\$ 13,335.48
Reduced-Price Meals Served	344	N/A	598.56
Paid Meals Served	562	0.2900	162.98
Total:			\$ 14,097.02
Lunch - High Rate or At-Risk			
Free Meals Served	15,344	3.1800	\$ 48,793.92
Reduced-Price Meals Served	1,143	2.7800	3,177.54
Paid Meals Served	3,058	0.3200	978.56
Add-On for Menu Certification	19,545	0.0600	1,172.70
Total:			\$ 54,122.72
Afternoon Snack - High Rate or At-Risk			
Free Meals Served	1,539	0.8600	\$ 1,323.54
Total:			\$ 1,323.54
Month Total:			\$ 69,543.28



National School Lunch Program - NSLP

[Applications](#) | [Claims](#) | [CNP Overview](#)

You are logged in as Mildred Calamity

Claims

NSLP Site Claim

You are in [NSLP Home](#) > [NSLP Claims Index](#) > [NSLP Site Claim](#)[Help](#) | [Logoff](#)

Enter the information into the form. For meal quantities that are unknown or none served, enter zero (0). Click **Save** to save your changes or click **Cancel** to disregard your changes since the last save. Be sure to enter only *whole numbers* (no decimals/cents).

**Desert View Elementary Intermediate
(03-02-08-101)**

Sponsored by Page Unified District (03-02-08)

2017 Program Year

May

Original Claim

Pending Submission**Regular Claim****Your claim data has been saved successfully.****Breakfast - Severe Need**

Number of Days Served:	15
Free Meals Served:	1798
Reduced-Price Meals Served:	64
Paid Meals Served:	152
Total Meals Served:	2014
Participants Approved for Free Meals:	520
Participants Approved for Reduced-Price Meals:	32
Participants Approved for Paid Meals:	185
Participants Enrolled:	737

Lunch - High Rate

Number of Days Served:	15
Free Meals Served:	5860
Reduced-Price Meals Served:	361
Paid Meals Served:	1057
Total Meals Served:	7278
Participants Approved for Free Meals:	520
Participants Approved for Reduced-Price Meals:	32
Participants Approved for Paid Meals:	185
Participants Enrolled:	737

Afternoon Snack - High Rate

Number of Days Served:	8
Free Meals Served:	610
Participants Enrolled:	120

Attendance Factor

Attendance Factor:	92.95 %
--------------------	---------

Created by Mildred Calamity on 6/2/2017 at 9:06:11 AM
Modified by Mildred Calamity on 6/2/2017 at 9:15:49 AM

[Save](#)[Delete](#)[Cancel](#)



National School Lunch Program - NSLP

[Applications](#)[Claims](#)[CNP Overview](#)

You are logged in as Mildred Calamity

Claims

NSLP Site Claim

[Help](#) | [Logoff](#)

You are in NSLP Home > NSLP Claims Index > NSLP Site Claim

Enter the information into the form. For meal quantities that are unknown or none served, enter zero (0). Click **Save** to save your changes or click **Cancel** to disregard your changes since the last save. Be sure to enter only *whole numbers* (no decimals/cents).

Lake View Elementary Primary
(03-02-08-102)

Sponsored by Page Unified District (03-02-08)
 2017 Program Year
 May
 Original Claim
Pending Submission

Regular Claim

Your claim data has been saved successfully.

Breakfast - Severe Need

Number of Days Served:	15
Free Meals Served:	2223
Reduced-Price Meals Served:	159
Paid Meals Served:	231
Total Meals Served:	2613
Participants Approved for Free Meals:	393
Participants Approved for Reduced-Price Meals:	42
Participants Approved for Paid Meals:	142
Participants Enrolled:	577

Lunch - High Rate

Number of Days Served:	15
Free Meals Served:	4683
Reduced-Price Meals Served:	486
Paid Meals Served:	1022
Total Meals Served:	6191
Participants Approved for Free Meals:	393
Participants Approved for Reduced-Price Meals:	42
Participants Approved for Paid Meals:	142
Participants Enrolled:	577

Afternoon Snack - High Rate

Number of Days Served:	8
Free Meals Served:	611
Participants Enrolled:	117

Attendance Factor

Attendance Factor:	92.27 %
--------------------	---------

Created by Mildred Calamity on 6/2/2017 at 9:08:52 AM
 Modified by Mildred Calamity on 6/2/2017 at 9:22:59 AM

[Save](#)[Delete](#)[Cancel](#)



Arizona Department of Education

Child Nutrition Program

NSLP

SFSP

ADE Home

National School Lunch Program - NSLP

Applications

Claims

CNP Overview

You are logged in as Mildred Calamity

Claims

NSLP Site Claim

[? Help](#) | [Logoff](#)You are in [NSLP Home](#) > [NSLP Claims Index](#) > [NSLP Site Claim](#)

Enter the information into the form. For meal quantities that are unknown or none served, enter zero (0). Click **Save** to save your changes or click **Cancel** to disregard your changes since the last save. Be sure to enter only *whole numbers* (no decimals/cents).

Manson Mesa High School
(03-02-08-210)

Sponsored by Page Unified District (03-02-08)

2017 Program Year

May

Original Claim

Pending Submission

Regular Claim

Your claim data has been saved successfully.

Breakfast - Severe Need

Number of Days Served:	15
Free Meals Served:	25
Reduced-Price Meals Served:	2
Paid Meals Served:	4
Total Meals Served:	31
Participants Approved for Free Meals:	20
Participants Approved for Reduced-Price Meals:	2
Participants Approved for Paid Meals:	5
Participants Enrolled:	26

Lunch - High Rate

Number of Days Served:	15
Free Meals Served:	55
Reduced-Price Meals Served:	6
Paid Meals Served:	7
Total Meals Served:	68
Participants Approved for Free Meals:	20
Participants Approved for Reduced-Price Meals:	2
Participants Approved for Paid Meals:	5
Participants Enrolled:	26

Attendance Factor

Attendance Factor: 82.74 %

Created by Mildred Calamity on 6/2/2017 at 9:24:02 AM
 Modified by Mildred Calamity on 6/2/2017 at 9:26:30 AM

Save

Delete

Cancel



National School Lunch Program - NSLP

Applications Claims **CNP Overview**

You are logged in as Mildred Calamity

Claims

NSLP Site Claim

[Help](#) | [Logoff](#)

You are In NSLP Home > NSLP Claims Index > NSLP Site Claim

Enter the information into the form. For meal quantities that are unknown or none served, enter zero (0). Click **Save** to save your changes or click **Cancel** to disregard your changes since the last save. Be sure to enter only *whole numbers* (no decimals/cents).

Page High School
(03-02-08-209)

Sponsored by Page Unified District (03-02-08)
2017 Program Year
May
Original Claim
Pending Submission

Regular Claim

Your claim data has been saved successfully.**Breakfast - Severe Need**

Number of Days Served:	<input type="text" value="15"/>
Free Meals Served:	<input type="text" value="1341"/>
Reduced-Price Meals Served:	<input type="text" value="55"/>
Paid Meals Served:	<input type="text" value="99"/>
Total Meals Served:	1495
Participants Approved for Free Meals:	<input type="text" value="403"/>
Participants Approved for Reduced-Price Meals:	<input type="text" value="33"/>
Participants Approved for Paid Meals:	<input type="text" value="303"/>
Participants Enrolled:	<input type="text" value="735"/>

Lunch - High Rate

Number of Days Served:	<input type="text" value="15"/>
Free Meals Served:	<input type="text" value="1791"/>
Reduced-Price Meals Served:	<input type="text" value="85"/>
Paid Meals Served:	<input type="text" value="302"/>
Total Meals Served:	2178
Participants Approved for Free Meals:	<input type="text" value="403"/>
Participants Approved for Reduced-Price Meals:	<input type="text" value="33"/>
Participants Approved for Paid Meals:	<input type="text" value="303"/>
Participants Enrolled:	<input type="text" value="735"/>

Afternoon Snack - High Rate

Number of Days Served:	<input type="text" value="0"/>
Free Meals Served:	<input type="text" value="0"/>
Participants Enrolled:	<input type="text" value="0"/>

Attendance Factor

Attendance Factor: 90.13 %

Created by Mildred Calamity on 6/2/2017 at 9:28:35 AM
Modified by Mildred Calamity on 6/2/2017 at 9:30:09 AM

[Save](#)[Delete](#)[Cancel](#)



National School Lunch Program - NSLP

[Applications](#) | [Claims](#) | [CNP Overview](#)

You are logged in as Mildred Calamity

Claims

NSLP Site Claim

[Help](#) | [Logoff](#)You are in [NSLP Home](#) > [NSLP Claims Index](#) > NSLP Site Claim

Enter the information into the form. For meal quantities that are unknown or none served, enter zero (0). Click **Save** to save your changes or click **Cancel** to disregard your changes since the last save. Be sure to enter only whole numbers (no decimals/cents).

Page Middle School
(03-02-08-106)Sponsored by Page Unified District (03-02-08)
2017 Program Year
May
Original Claim
Pending Submission

Regular Claim

Your claim data has been saved successfully.**Breakfast - Severe Need**

Number of Days Served:	15
Free Meals Served:	1091
Reduced-Price Meals Served:	61
Paid Meals Served:	75
Total Meals Served:	1227
Participants Approved for Free Meals:	423
Participants Approved for Reduced-Price Meals:	30
Participants Approved for Paid Meals:	172
Participants Enrolled:	622

Lunch - High Rate

Number of Days Served:	15
Free Meals Served:	2856
Reduced-Price Meals Served:	198
Paid Meals Served:	660
Total Meals Served:	3714
Participants Approved for Free Meals:	423
Participants Approved for Reduced-Price Meals:	30
Participants Approved for Paid Meals:	172
Participants Enrolled:	622

Afternoon Snack - High Rate

Number of Days Served:	7
Free Meals Served:	318
Participants Enrolled:	622

Attendance Factor

Attendance Factor:	91.28 %
--------------------	---------

Created by Mildred Calamity on 6/2/2017 at 9:32:48 AM
Modified by Mildred Calamity on 6/2/2017 at 9:34:34 AM[Save](#)[Delete](#)[Cancel](#)



Arizona Department of Education

Child Nutrition Program

NSLP

SFSP

ADE Home

National School Lunch Program - NSLP

Applications | Claims | **CNP Overview**

You are logged in as Mildred Calamity

Claims

NSLP Site Claim

[Help](#) | [Logout](#)

You are in NSLP Home > NSLP Claims Index > NSLP Site Claim

Enter the information into the form. For meal quantities that are unknown or none served, enter zero (0). Click **Save** to save your changes or click **Cancel** to disregard your changes since the last save. Be sure to enter only *whole numbers* (no decimals/cents).

Tse'yaato' High School
(03-01-99-006)

Sponsored by Page Unified District (03-02-08)

2017 Program Year

May

Original Claim

Pending Submission

Regular Claim

Your claim data has been saved successfully.**Breakfast - Severe Need**

Number of Days Served:	<input type="text" value="15"/>
Free Meals Served:	<input type="text" value="59"/>
Reduced-Price Meals Served:	<input type="text" value="3"/>
Paid Meals Served:	<input type="text" value="1"/>
Total Meals Served:	63
Participants Approved for Free Meals:	<input type="text" value="19"/>
Participants Approved for Reduced-Price Meals:	<input type="text" value="2"/>
Participants Approved for Paid Meals:	<input type="text" value="8"/>
Participants Enrolled:	<input type="text" value="26"/>

Lunch - High Rate

Number of Days Served:	<input type="text" value="15"/>
Free Meals Served:	<input type="text" value="99"/>
Reduced-Price Meals Served:	<input type="text" value="7"/>
Paid Meals Served:	<input type="text" value="10"/>
Total Meals Served:	116
Participants Approved for Free Meals:	<input type="text" value="19"/>
Participants Approved for Reduced-Price Meals:	<input type="text" value="2"/>
Participants Approved for Paid Meals:	<input type="text" value="8"/>
Participants Enrolled:	<input type="text" value="26"/>

Attendance Factor

Attendance Factor: 79.74 %

Created by Mildred Calamity on 6/2/2017 at 9:35:22 AM
 Modified by Mildred Calamity on 6/2/2017 at 9:39:01 AM

Save

Delete

Cancel



Summer Food Service Program - SFSP

[Applications](#) | [Claims](#) | [CNP Overview](#)

You are logged in as Mildred Calamity

Claims

Meal Service Summary

[Help](#) | [Logoff](#)

You are in SFSP Home > SFSP-SW Claims Index > Meal Service Summary

Calendar Year: 2017 Month: June

Page Unified District (03-02-08)

Accurate as of 7/10/2017 10:44:08 AM

2017 June

Meal	Count	Rate	Amount
Seamless Waiver - Breakfast - High Rate or At-Risk			
Free Meals Served	2,293	N/A	\$ 4,677.72
		Total:	\$ 4,677.72
Seamless Waiver - Lunch - High Rate or At-Risk			
Free Meals Served	5,632	3.1800	\$ 17,909.76
Add-On for Menu Certification	5,632	0.0600	337.92
		Total:	\$ 18,247.68
		Month Total:	\$ 22,925.40



NSLP

SFSP

ADE Home

Summer Food Service Program - SFSP

[Applications](#) | [Claims](#) | [CNP Overview](#)

You are logged in as Mildred Calamity

Claims

Site Meal Service Summary

[Help](#) | [Logoff](#)

You are in SFSP Home > SFSP-SW Claims Index > Site Meal Service Summary

Calendar Year:
Month:

Page High School (03-02-08-209)

Sponsored by Page Unified District (03-02-08)
Accurate as of 7/10/2017 10:43:22 AM

2017 June

Original

Meal	Count	Rate	Amount
Seamless Waiver - Breakfast - High Rate or At-Risk			
Free Meals Served	464	2.0400	\$ 946.56
Total:			\$ 946.56
Seamless Waiver - Lunch - High Rate or At-Risk			
Free Meals Served	1,216	3.1800	\$ 3,866.88
Add-On for Menu Certification	1,216	0.0600	72.96
Total:			\$ 3,939.84
Claim Total:			\$ 4,886.40

Arizona Department of Education
Child Nutrition Program

NSLP

SFSP

ADE Home

Summer Food Service Program - SFSP

[Applications](#)[Claims](#)[CNP Overview](#)

You are logged in as Mildred Calamity

Claims

Site Meal Service Summary

[Help](#) | [Logoff](#)

You are in SFSP Home > SFSP-SW Claims Index > Site Meal Service Summary

Calendar Year:

2017



Month:

June



Lake View Elementary Primary (03-02-08-102)

Sponsored by Page Unified District (03-02-08)
Accurate as of 7/10/2017 10:42:36 AM

2017 June

Original

Meal	Count	Rate	Amount
Seamless Waiver - Breakfast - High Rate or At-Risk			
Free Meals Served	1,829	2.0400	\$ 3,731.16
Total:			\$ 3,731.16
Seamless Waiver - Lunch - High Rate or At-Risk			
Free Meals Served	4,416	3.1800	\$ 14,042.88
Add-On for Menu Certification	4,416	0.0600	264.96
Total:			\$ 14,307.84
Claim Total:			\$ 18,039.00



National School Lunch Program - NSLP

[Applications](#) [Claims](#) [CNP Overview](#)

You are logged in as Millie Calamity

Claims

Meal Service Summary

[Help](#) | [Logoff](#)

You are in NSLP Home > NSLP Claims Index > Meal Service Summary

Calendar Year:
Month:

Page Unified District (03-02-08)

Accurate as of 9/7/2017 4:35:39 PM

2017 August

Meal	Count	Rate	Amount
Breakfast - High Rate or At-Risk			
Free Meals Served	22,344	N/A	\$ 46,698.96
Reduced-Price Meals Served	131	N/A	234.49
Paid Meals Served	4,305	0.3000	1,291.50
Total:			\$ 48,224.95
Lunch - High Rate or At-Risk			
Free Meals Served	21,556	3.2500	\$ 70,057.00
Reduced-Price Meals Served	236	2.8500	672.60
Paid Meals Served	4,232	0.3300	1,396.56
Add-On for Menu Certification	26,024	0.0600	1,561.44
Total:			\$ 73,687.60
Afternoon Snack - High Rate or At-Risk			
Free Meals Served	86	0.8800	\$ 75.68
Total:			\$ 75.68
Month Total:			\$ 121,988.23



National School Lunch Program - NSLP

[Applications](#) | [Claims](#) | [CNP Overview](#)

You are logged in as Millie Calamity

Claims

NSLP Site Claim

[Help](#) | [Logoff](#)You are in [NSLP Home](#) > [NSLP Claims Index](#) > [NSLP Site Claim](#)

Enter the information into the form. For meal quantities that are unknown or none served, enter zero (0). Click **Save** to save your changes or click **Cancel** to disregard your changes since the last save. Be sure to enter only *whole numbers* (no decimals/cents).

Desert View Elementary Intermediate (03-02-08-101)

Sponsored by Page Unified District (03-02-08)

2018 Program Year

August

Original Claim

Pending Submission

Regular Claim

Your claim data has been saved successfully.

Breakfast - Severe Need

Number of Days Served:	17
Free Meals Served:	8144
Reduced-Price Meals Served:	0
Paid Meals Served:	1628
Total Meals Served:	9772
Participants Enrolled:	791

Lunch - High Rate

Number of Days Served:	17
Free Meals Served:	7528
Reduced-Price Meals Served:	0
Paid Meals Served:	1505
Total Meals Served:	9033
Participants Enrolled:	791

Attendance Factor

Attendance Factor:	93.49 %
--------------------	---------

CEP Percentages

Breakfast CEP Percentage:	52.09 %
Lunch CEP Percentage:	52.09 %

[Save](#)[Delete](#)[Cancel](#)

Claims

NSLP Site Claim

[? Help](#) |
 [→ Logoff](#)

You are in NSLP Home > NSLP Claims Index > NSLP Site Claim

Enter the information into the form. For meal quantities that are unknown or none served, enter zero (0). Click **Save** to save your changes or click **Cancel** to disregard your changes since the last save. Be sure to enter only *whole numbers* (no decimals/cents).

Lake View Elementary Primary
 (03-02-08-102)

Sponsored by Page Unified District (03-02-08)
 2018 Program Year
 August
 Original Claim
 Pending Submission

Regular Claim

Breakfast - Severe Need	
Number of Days Served:	<input type="text" value="17"/>
Free Meals Served:	6614
Reduced-Price Meals Served:	0
Paid Meals Served:	1322
Total Meals Served:	<input type="text" value="7936"/>
Participants Enrolled:	<input type="text" value="610"/>
Lunch - High Rate	
Number of Days Served:	<input type="text" value="17"/>
Free Meals Served:	6171
Reduced-Price Meals Served:	0
Paid Meals Served:	1233
Total Meals Served:	<input type="text" value="7404"/>
Participants Enrolled:	<input type="text" value="610"/>
Afternoon Snack - High Rate	
Number of Days Served:	<input type="text" value="4"/>
Free Meals Served:	<input type="text" value="86"/>
Participants Enrolled:	<input type="text" value="24"/>
Attendance Factor	
Attendance Factor:	90.18 %
CEP Percentages	
Breakfast CEP Percentage:	52.09 %
Lunch CEP Percentage:	52.09 %



National School Lunch Program - NSLP

Applications | **Claims** | **CNP Overview**

You are logged in as Millie Calamity

Claims

NSLP Site Claim

[Help](#) | [Logoff](#)

You are in [NSLP Home](#) > [NSLP Claims Index](#) > [NSLP Site Claim](#)

Enter the information into the form. For meal quantities that are unknown or none served, enter zero (0). Click **Save** to save your changes or click **Cancel** to disregard your changes since the last save. Be sure to enter only *whole numbers* (no decimals/cents).

Page Middle School
(03-02-08-106)

Sponsored by Page Unified District (03-02-08)
2018 Program Year
August
Original Claim
Pending Submission

Regular Claim

Your claim data has been saved successfully.

Breakfast - Severe Need

Number of Days Served:	17
Free Meals Served:	6123
Reduced-Price Meals Served:	0
Paid Meals Served:	1224
Total Meals Served:	7347
Participants Enrolled:	702

Lunch - High Rate

Number of Days Served:	17
Free Meals Served:	5393
Reduced-Price Meals Served:	0
Paid Meals Served:	1078
Total Meals Served:	6471
Participants Enrolled:	702

Attendance Factor

Attendance Factor:	92.36 %
--------------------	---------

CEP Percentages

Breakfast CEP Percentage:	52.09 %
Lunch CEP Percentage:	52.09 %

Created by Millie Calamity on 9/5/2017 at 11:03:52 AM
Modified by Millie Calamity on 9/5/2017 at 11:05:11 AM

Save

Delete

Cancel



Claims

NSLP Site Claim

[Help](#) | [Logoff](#)

You are in NSLP Home > NSLP Claims Index > NSLP Site Claim

Enter the information into the form. For meal quantities that are unknown or none served, enter zero (0). Click **Save** to save your changes or click **Cancel** to disregard your changes since the last save. Be sure to enter only *whole numbers* (no decimals/cents).

Manson Mesa High School
(03-02-08-210)

Sponsored by Page Unified District (03-02-08)
2018 Program Year
August
Original Claim
Pending Submission

Regular Claim

Your claim data has been saved successfully.

Breakfast - Severe Need

Number of Days Served:	17
Free Meals Served:	68
Reduced-Price Meals Served:	0
Paid Meals Served:	14
Total Meals Served:	82
Participants Enrolled:	46

Lunch - High Rate

Number of Days Served:	17
Free Meals Served:	197
Reduced-Price Meals Served:	0
Paid Meals Served:	39
Total Meals Served:	236
Participants Enrolled:	46

Attendance Factor

Attendance Factor:	79.61 %
--------------------	---------

CEP Percentages

Breakfast CEP Percentage:	52.09 %
Lunch CEP Percentage:	52.09 %

Created by Millie Calamity on 9/5/2017 at 11:02:15 AM
Modified by Millie Calamity on 9/5/2017 at 11:03:29 AM

Save

Delete

Cancel



Claims

NSLP Site Claim

[? Help](#) | [Logoff](#)

You are in [NSLP Home](#) > [NSLP Claims Index](#) > NSLP Site Claim

Enter the information into the form. For meal quantities that are unknown or none served, enter zero (0). Click **Save** to save your changes or click **Cancel** to disregard your changes since the last save. Be sure to enter only *whole numbers* (no decimals/cents).

Page High School (03-02-08-209)

Sponsored by Page Unified District (03-02-08)
2018 Program Year
August
Original Claim
Pending Submission

Regular Claim

Your claim data has been saved successfully.

Breakfast - Severe Need

Number of Days Served:	17
Free Meals Served:	1278
Reduced-Price Meals Served:	116
Paid Meals Served:	98
Total Meals Served:	1492
Participants Approved for Free Meals:	489
Participants Approved for Reduced-Price Meals:	50
Participants Approved for Paid Meals:	312
Participants Enrolled:	799

Lunch - High Rate

Number of Days Served:	17
Free Meals Served:	1879
Reduced-Price Meals Served:	203
Paid Meals Served:	318
Total Meals Served:	2400
Participants Approved for Free Meals:	489
Participants Approved for Reduced-Price Meals:	50
Participants Approved for Paid Meals:	312
Participants Enrolled:	799

Attendance Factor

Attendance Factor: 90.17 %

Claims

NSLP Site Claim

[Help](#)
[Logoff](#)

You are in NSLP Home > NSLP Claims Index > NSLP Site Claim

Enter the information into the form. For meal quantities that are unknown or none served, enter zero (0). Click **Save** to save your changes or click **Cancel** to disregard your changes since the last save. Be sure to enter only *whole numbers* (no decimals/cents).

Tse'yaato' High School
(03-01-99-006)

Sponsored by Page Unified District (03-02-08)
 2018 Program Year
 August
 Original Claim
 Pending Submission

Regular Claim

Your claim data has been saved successfully.

Breakfast - Severe Need	
Number of Days Served:	17
Free Meals Served:	117
Reduced-Price Meals Served:	15
Paid Meals Served:	19
Total Meals Served:	151
Participants Approved for Free Meals:	59
Participants Approved for Reduced-Price Meals:	4
Participants Approved for Paid Meals:	14
Participants Enrolled:	72
Lunch - High Rate	
Number of Days Served:	17
Free Meals Served:	388
Reduced-Price Meals Served:	33
Paid Meals Served:	59
Total Meals Served:	480
Participants Approved for Free Meals:	59
Participants Approved for Reduced-Price Meals:	4
Participants Approved for Paid Meals:	14
Participants Enrolled:	72
Attendance Factor	
Attendance Factor:	62.29 %



National School Lunch Program - NSLP

[Applications](#)[Claims](#)[CNP Overview](#)

You are logged in as Millie Calamity

Claims

Meal Service Summary

[Help](#) | [Logoff](#)You are in [NSLP Home](#) > [NSLP Claims Index](#) > Meal Service Summary

Calendar Year:

2017

Month:

September

Page Unified District (03-02-08)

Accurate as of 10/3/2017 10:41:54 AM

2017 September

Meal	Count	Rate	Amount
Breakfast - High Rate or At-Risk			
Free Meals Served	26,879	N/A	\$ 56,177.11
Reduced-Price Meals Served	157	N/A	281.03
Paid Meals Served	5,200	0.3000	1,560.00
Total:			\$ 58,018.14
Lunch - High Rate or At-Risk			
Free Meals Served	25,351	3.2500	\$ 82,390.75
Reduced-Price Meals Served	288	2.8500	820.80
Paid Meals Served	5,063	0.3300	1,670.79
Add-On for Menu Certification	30,702	0.0600	1,842.12
Total:			\$ 86,724.46
Afternoon Snack - High Rate or At-Risk			
Free Meals Served	703	0.8800	\$ 618.64
Total:			\$ 618.64
Month Total:			\$ 145,361.24



National School Lunch Program - NSLP

[Applications](#) | [Claims](#) | [CNP Overview](#)

You are logged in as Millie Calamity

Claims

NSLP Site Claim

[Help](#) | [Logoff](#)You are in [NSLP Home](#) > [NSLP Claims Index](#) > [NSLP Site Claim](#)

Enter the information into the form. For meal quantities that are unknown or none served, enter zero (0). Click **Save** to save your changes or click **Cancel** to disregard your changes since the last save. Be sure to enter only *whole numbers* (no decimals/cents).

Desert View Elementary Intermediate (03-02-08-101)

Sponsored by Page Unified District (03-02-08)

2018 Program Year

September

Original Claim

Pending Submission

Regular Claim

Your claim data has been saved successfully.

Breakfast - Severe Need

Number of Days Served:	<input type="text" value="19"/>
Free Meals Served:	9770
Reduced-Price Meals Served:	0
Paid Meals Served:	1953
Total Meals Served:	<input type="text" value="11723"/>
Participants Enrolled:	<input type="text" value="742"/>

Lunch - High Rate

Number of Days Served:	<input type="text" value="19"/>
Free Meals Served:	8752
Reduced-Price Meals Served:	0
Paid Meals Served:	1749
Total Meals Served:	<input type="text" value="10501"/>
Participants Enrolled:	<input type="text" value="742"/>

Attendance Factor

Attendance Factor:	93.49 %
--------------------	---------

CEP Percentages

Breakfast CEP Percentage:	52.09 %
Lunch CEP Percentage:	52.09 %

Created by Millie Calamity on 10/2/2017 at 4:05:05 PM
Modified by Millie Calamity on 10/2/2017 at 4:12:39 PM

[Save](#)[Delete](#)[Cancel](#)

National School Lunch Program - NSLP

Applications Claims **CNP Overview**

You are logged in as Millie Calamity

Claims

NSLP Site Claim

[Help](#) | [Logoff](#)

You are in [NSLP Home](#) > [NSLP Claims Index](#) > NSLP Site Claim

Enter the information into the form. For meal quantities that are unknown or none served, enter zero (0). Click **Save** to save your changes or click **Cancel** to disregard your changes since the last save. Be sure to enter only *whole numbers* (no decimals/cents).

Lake View Elementary Primary (03-02-08-102)

Sponsored by Page Unified District (03-02-08)

2018 Program Year

September

Original Claim

Pending Submission

Regular Claim

Your claim data has been saved successfully.

Breakfast - Severe Need

Number of Days Served:	<input type="text" value="19"/>
Free Meals Served:	7598
Reduced-Price Meals Served:	0
Paid Meals Served:	1519
Total Meals Served:	<input type="text" value="9117"/>
Participants Enrolled:	<input type="text" value="565"/>

Lunch - High Rate

Number of Days Served:	<input type="text" value="19"/>
Free Meals Served:	7252
Reduced-Price Meals Served:	0
Paid Meals Served:	1449
Total Meals Served:	<input type="text" value="8701"/>
Participants Enrolled:	<input type="text" value="565"/>

Afternoon Snack - High Rate

Number of Days Served:	<input type="text" value="15"/>
Free Meals Served:	<input type="text" value="703"/>
Participants Enrolled:	<input type="text" value="63"/>

Attendance Factor

Attendance Factor:	90.18 %
--------------------	---------

CEP Percentages

Breakfast CEP Percentage:	52.09 %
Lunch CEP Percentage:	52.09 %

Save

Delete

Cancel



National School Lunch Program - NSLP

[Applications](#) | [Claims](#) | [CNP Overview](#)

You are logged in as Millie Calamity

Claims

NSLP Site Claim

[Help](#) | [Logoff](#)

You are in [NSLP Home](#) > [NSLP Claims Index](#) > [NSLP Site Claim](#)

Enter the information into the form. For meal quantities that are unknown or none served, enter zero (0). Click **Save** to save your changes or click **Cancel** to disregard your changes since the last save. Be sure to enter only *whole numbers* (no decimals/cents).

Page Middle School (03-02-08-106)

Sponsored by Page Unified District (03-02-08)

2018 Program Year

September

Original Claim

Pending Submission

Regular Claim

Your claim data has been saved successfully.

Breakfast - Severe Need

Number of Days Served:	<input type="text" value="19"/>
Free Meals Served:	7667
Reduced-Price Meals Served:	0
Paid Meals Served:	1532
Total Meals Served:	<input type="text" value="9199"/>
Participants Enrolled:	<input type="text" value="658"/>

Lunch - High Rate

Number of Days Served:	<input type="text" value="19"/>
Free Meals Served:	6446
Reduced-Price Meals Served:	0
Paid Meals Served:	1288
Total Meals Served:	<input type="text" value="7734"/>
Participants Enrolled:	<input type="text" value="658"/>

Attendance Factor

Attendance Factor:	92.36 %
--------------------	---------

CEP Percentages

Breakfast CEP Percentage:	52.09 %
Lunch CEP Percentage:	52.09 %

Save

Delete

Cancel

National School Lunch Program - NSLP

Applications Claims **CNP Overview**

You are logged in as Millie Calamity

Claims

NSLP Site Claim

[Help](#) [Logoff](#)

You are in NSLP Home > NSLP Claims Index > NSLP Site Claim

Enter the information into the form. For meal quantities that are unknown or none served, enter zero (0). Click **Save** to save your changes or click **Cancel** to disregard your changes since the last save. Be sure to enter only *whole numbers* (no decimals/cents).

Manson Mesa High School (03-02-08-210)

Sponsored by Page Unified District (03-02-08)

2018 Program Year

September

Original Claim

Pending Submission

Regular Claim

Your claim data has been saved successfully.

Breakfast - Severe Need

Number of Days Served:	<input type="text" value="19"/>
Free Meals Served:	62
Reduced-Price Meals Served:	0
Paid Meals Served:	12
Total Meals Served:	<input type="text" value="74"/>
Participants Enrolled:	<input type="text" value="47"/>

Lunch - High Rate

Number of Days Served:	<input type="text" value="19"/>
Free Meals Served:	197
Reduced-Price Meals Served:	0
Paid Meals Served:	39
Total Meals Served:	<input type="text" value="236"/>
Participants Enrolled:	<input type="text" value="47"/>

Attendance Factor

Attendance Factor:	79.61 %
--------------------	---------

CEP Percentages

Breakfast CEP Percentage:	52.09 %
Lunch CEP Percentage:	52.09 %

Created by Millie Calamity on 10/2/2017 at 4:19:39 PM
Modified by Millie Calamity on 10/2/2017 at 4:21:00 PM

Save

Delete

Cancel

National School Lunch Program - NSLP

Applications Claims **CNP Overview**

You are logged in as Millie Calamity

Claims

NSLP Site Claim

[Help](#) | [Logoff](#)

You are in NSLP Home > NSLP Claims Index > NSLP Site Claim

Enter the information into the form. For meal quantities that are unknown or none served, enter zero (0). Click **Save** to save your changes or click **Cancel** to disregard your changes since the last save. Be sure to enter only *whole numbers* (no decimals/cents).

Page High School (03-02-08-209)

Sponsored by Page Unified District (03-02-08)
2018 Program Year
September
Original Claim
Pending Submission

Regular Claim

Your claim data has been saved successfully.

Breakfast - Severe Need

Number of Days Served:	<input type="text" value="19"/>
Free Meals Served:	<input type="text" value="1641"/>
Reduced-Price Meals Served:	<input type="text" value="136"/>
Paid Meals Served:	<input type="text" value="174"/>
Total Meals Served:	1951
Participants Approved for Free Meals:	<input type="text" value="457"/>
Participants Approved for Reduced-Price Meals:	<input type="text" value="51"/>
Participants Approved for Paid Meals:	<input type="text" value="398"/>
Participants Enrolled:	<input type="text" value="782"/>

Lunch - High Rate

Number of Days Served:	<input type="text" value="19"/>
Free Meals Served:	<input type="text" value="2224"/>
Reduced-Price Meals Served:	<input type="text" value="249"/>
Paid Meals Served:	<input type="text" value="507"/>
Total Meals Served:	2980
Participants Approved for Free Meals:	<input type="text" value="457"/>
Participants Approved for Reduced-Price Meals:	<input type="text" value="51"/>
Participants Approved for Paid Meals:	<input type="text" value="398"/>
Participants Enrolled:	<input type="text" value="782"/>

Attendance Factor

Attendance Factor: 90.17 %

Save

Delete

Cancel

National School Lunch Program - NSLP

Applications Claims **CNP Overview**

You are logged in as Millie Calamity

Claims

NSLP Site Claim

[Help](#) | [Logoff](#)

You are in [NSLP Home](#) > [NSLP Claims Index](#) > NSLP Site Claim

Enter the information into the form. For meal quantities that are unknown or none served, enter zero (0). Click **Save** to save your changes or click **Cancel** to disregard your changes since the last save. Be sure to enter only *whole numbers* (no decimals/cents).

Tse'yaato' High School (03-01-99-006)

Sponsored by Page Unified District (03-02-08)

2018 Program Year

September

Original Claim

Pending Submission

Regular Claim

Your claim data has been saved successfully.

Breakfast - Severe Need

Number of Days Served:	<input type="text" value="20"/>
Free Meals Served:	<input type="text" value="141"/>
Reduced-Price Meals Served:	<input type="text" value="21"/>
Paid Meals Served:	<input type="text" value="10"/>
Total Meals Served:	172
Participants Approved for Free Meals:	<input type="text" value="59"/>
Participants Approved for Reduced-Price Meals:	<input type="text" value="4"/>
Participants Approved for Paid Meals:	<input type="text" value="11"/>
Participants Enrolled:	<input type="text" value="67"/>

Lunch - High Rate

Number of Days Served:	<input type="text" value="20"/>
Free Meals Served:	<input type="text" value="480"/>
Reduced-Price Meals Served:	<input type="text" value="39"/>
Paid Meals Served:	<input type="text" value="31"/>
Total Meals Served:	550
Participants Approved for Free Meals:	<input type="text" value="59"/>
Participants Approved for Reduced-Price Meals:	<input type="text" value="4"/>
Participants Approved for Paid Meals:	<input type="text" value="11"/>
Participants Enrolled:	<input type="text" value="67"/>

Attendance Factor

Attendance Factor: 62.29 %



National School Lunch Program - NSLP

[Applications](#) | [Claims](#) | [CNP Overview](#)

You are logged in as Millie Calamity

Claims

Meal Service Summary

[Help](#) | [Logoff](#)You are in [NSLP Home](#) > [NSLP Claims Index](#) > Meal Service SummaryCalendar Year: Month:

Page Unified District (03-02-08)

Accurate as of 11/1/2017 10:59:26 AM

2017 October

Meal	Count	Rate	Amount
Breakfast - High Rate or At-Risk			
Free Meals Served	26,332	N/A	\$ 55,033.88
Reduced-Price Meals Served	151	N/A	270.29
Paid Meals Served	5,093	0.3000	1,527.90
Total:			\$ 56,832.07
Lunch - High Rate or At-Risk			
Free Meals Served	25,612	3.2500	\$ 83,239.00
Reduced-Price Meals Served	297	2.8500	846.45
Paid Meals Served	5,141	0.3300	1,696.53
Add-On for Menu Certification	31,050	0.0600	1,863.00
Total:			\$ 87,644.98
Afternoon Snack - High Rate or At-Risk			
Free Meals Served	482	0.8800	\$ 424.16
Total:			\$ 424.16
Month Total:			\$ 144,901.21



Claims

NSLP Site Claim

You are in [NSLP Home](#) > [NSLP Claims Index](#) > [NSLP Site Claim](#)

Enter the information into the form. For meal quantities that are unknown or none served, enter zero (0). Click **Save** to save your changes or click **Cancel** to disregard your changes since the last save. Be sure to enter only *whole numbers* (no decimals/cents).

Sponsored by Page Unified District (03-02-08)
2018 Program Year
October
Original Claim
Pending Submission

Desert View Elementary Intermediate (03-02-08-101)

Regular Claim

Your claim data has been saved successfully.

Breakfast - Severe Need

Number of Days Served:	19
Free Meals Served:	9544
Reduced-Price Meals Served:	0
Paid Meals Served:	1907
Total Meals Served:	11451
Participants Enrolled:	744

Lunch - High Rate

Number of Days Served:	19
Free Meals Served:	9216
Reduced-Price Meals Served:	0
Paid Meals Served:	1842
Total Meals Served:	11058
Participants Enrolled:	744

Attendance Factor

Attendance Factor:	93.49 %
--------------------	---------

CEP Percentages

Breakfast CEP Percentage:	52.09 %
Lunch CEP Percentage:	52.09 %

Created by Millie Calamity on 11/1/2017 at 10:07:30 AM
Modified by Millie Calamity on 11/1/2017 at 10:20:44 AM

[Save](#)[Delete](#)[Cancel](#)

National School Lunch Program - NSLP

[Applications](#)
[Claims](#)
[CNP Overview](#)

You are logged in as Millie Calamity

Claims

NSLP Site Claim

You are in [NSLP Home](#) > [NSLP Claims Index](#) > [NSLP Site Claim](#)

[Help](#) | [Logoff](#)

Enter the information into the form. For meal quantities that are unknown or none served, enter zero (0). Click **Save** to save your changes or click **Cancel** to disregard your changes since the last save. Be sure to enter only *whole numbers* (no decimals/cents).

Lake View Elementary Primary (03-02-08-102)

Sponsored by Page Unified District (03-02-08)
 2018 Program Year
 October
 Original Claim
 Pending Submission

Regular Claim

Your claim data has been saved successfully.

Breakfast - Severe Need

Number of Days Served:	19
Free Meals Served:	7543
Reduced-Price Meals Served:	0
Paid Meals Served:	1508
Total Meals Served:	9051
Participants Enrolled:	551

Lunch - High Rate

Number of Days Served:	19
Free Meals Served:	7340
Reduced-Price Meals Served:	0
Paid Meals Served:	1467
Total Meals Served:	8807
Participants Enrolled:	551

Afternoon Snack - High Rate

Number of Days Served:	10
Free Meals Served:	482
Participants Enrolled:	67

Attendance Factor

Attendance Factor:	90.18 %
--------------------	---------

CEP Percentages

Breakfast CEP Percentage:	52.09 %
Lunch CEP Percentage:	52.09 %

Save

Delete

Cancel

Claims

NSLP Site Claim

You are in NSLP Home > NSLP Claims Index > NSLP Site Claim

Enter the information into the form. For meal quantities that are unknown or none served, enter zero (0). Click **Save** to save your changes or click **Cancel** to disregard your changes since the last save. Be sure to enter only *whole numbers* (no decimals/cents).

Page Middle School
(03-02-08-106)

Sponsored by Page Unified District (03-02-08)
 2018 Program Year
 October
 Original Claim
 Pending Submission

Regular Claim

Your claim data has been saved successfully.

Breakfast - Severe Need

Number of Days Served:

19

Free Meals Served:

7415

Reduced-Price Meals Served:

0

Paid Meals Served:

1482

Total Meals Served:

8897

Participants Enrolled:

658

Lunch - High Rate

Number of Days Served:

19

Free Meals Served:

6311

Reduced-Price Meals Served:

0

Paid Meals Served:

1261

Total Meals Served:

7572

Participants Enrolled:

658

Attendance Factor

Attendance Factor:

92.36 %

CEP Percentages

Breakfast CEP Percentage:

52.09 %

Lunch CEP Percentage:

52.09 %



National School Lunch Program - NSLP

[Applications](#)[Claims](#)[CNP Overview](#)

You are logged in as Millie Calamity

Claims

NSLP Site Claim

You are in [NSLP Home](#) > [NSLP Claims Index](#) > [NSLP Site Claim](#)

Enter the information into the form. For meal quantities that are unknown or none served, enter zero (0). Click **Save** to save your changes or click **Cancel** to disregard your changes since the last save. Be sure to enter only *whole numbers* (no decimals/cents).

Page High School (03-02-08-209)

Sponsored by Page Unified District (03-02-08)

2018 Program Year

October

Original Claim

Pending Submission

Regular Claim

Your claim data has been saved successfully.

Breakfast - Severe Need

Number of Days Served:	19
Free Meals Served:	1644
Reduced-Price Meals Served:	137
Paid Meals Served:	175
Total Meals Served:	1956
Participants Approved for Free Meals:	358
Participants Approved for Reduced-Price Meals:	42
Participants Approved for Paid Meals:	389
Participants Enrolled:	764

Lunch - High Rate

Number of Days Served:	19
Free Meals Served:	2162
Reduced-Price Meals Served:	281
Paid Meals Served:	506
Total Meals Served:	2949
Participants Approved for Free Meals:	358
Participants Approved for Reduced-Price Meals:	42
Participants Approved for Paid Meals:	389
Participants Enrolled:	764

Attendance Factor

Attendance Factor: 90.17 %

[Save](#)[Delete](#)[Cancel](#)

National School Lunch Program - NSLP

[Applications](#)
[Claims](#)
[CNP Overview](#)

You are logged in as Millie Calamity

Claims

NSLP Site Claim

You are in [NSLP Home](#) > [NSLP Claims Index](#) > NSLP Site Claim


[Help](#) | [Logoff](#)

Enter the information into the form. For meal quantities that are unknown or none served, enter zero (0). Click **Save** to save your changes or click **Cancel** to disregard your changes since the last save. Be sure to enter only *whole numbers* (no decimals/cents).

Manson Mesa High School
(03-02-08-210)

Sponsored by Page Unified District (03-02-08)
 2018 Program Year
 October
 Original Claim
 Pending Submission

Regular Claim

Your claim data has been saved successfully.

Breakfast - Severe Need	
Number of Days Served:	19
Free Meals Served:	65
Reduced-Price Meals Served:	0
Paid Meals Served:	13
Total Meals Served:	78
Participants Enrolled:	46
Lunch - High Rate	
Number of Days Served:	19
Free Meals Served:	182
Reduced-Price Meals Served:	0
Paid Meals Served:	36
Total Meals Served:	218
Participants Enrolled:	46
Attendance Factor	
Attendance Factor:	79.61 %
CEP Percentages	
Breakfast CEP Percentage:	52.09 %
Lunch CEP Percentage:	52.09 %

Created by Millie Calamity on 11/1/2017 at 10:41:16 AM
 Modified by Millie Calamity on 11/1/2017 at 10:42:34 AM

[Save](#)
[Delete](#)
[Cancel](#)

National School Lunch Program - NSLP

Applications Claims **CNP Overview**

You are logged in as Millie Calamity

Claims

NSLP Site Claim

[Help](#) | [Logoff](#)

You are in [NSLP Home](#) > [NSLP Claims Index](#) > NSLP Site Claim

Enter the information into the form. For meal quantities that are unknown or none served, enter zero (0). Click **Save** to save your changes or click **Cancel** to disregard your changes since the last save. Be sure to enter only *whole numbers* (no decimals/cents).

Tse'yaato' High School (03-01-99-006)

Sponsored by Page Unified District (03-02-08)
2018 Program Year
October
Original Claim
Pending Submission

Regular Claim

Your claim data has been saved successfully.

Breakfast - Severe Need

Number of Days Served:	20
Free Meals Served:	121
Reduced-Price Meals Served:	14
Paid Meals Served:	8
Total Meals Served:	143
Participants Approved for Free Meals:	52
Participants Approved for Reduced-Price Meals:	3
Participants Approved for Paid Meals:	11
Participants Enrolled:	63

Lunch - High Rate

Number of Days Served:	20
Free Meals Served:	401
Reduced-Price Meals Served:	16
Paid Meals Served:	29
Total Meals Served:	446
Participants Approved for Free Meals:	52
Participants Approved for Reduced-Price Meals:	3
Participants Approved for Paid Meals:	11
Participants Enrolled:	63

Attendance Factor

Attendance Factor: 62.29 %

Save

Delete

Cancel



National School Lunch Program - NSLP

[Applications](#) | [Claims](#) | [CNP Overview](#)

You are logged in as Millie Calamity

Claims

Meal Service Summary

[Help](#) | [Logoff](#)

You are in [NSLP Home](#) > [NSLP Claims Index](#) > Meal Service Summary

Calendar Year:
Month:

Page Unified District (03-02-08)

Accurate as of 12/4/2017 10:50:33 AM

2017 November

Meal	Count	Rate	Amount
Breakfast - High Rate or At-Risk			
Free Meals Served	24,097	N/A	\$ 50,362.73
Reduced-Price Meals Served	137	N/A	245.23
Paid Meals Served	4,632	0.3000	1,389.60
Total:			\$ 51,997.56
Lunch - High Rate or At-Risk			
Free Meals Served	24,468	3.2500	\$ 79,521.00
Reduced-Price Meals Served	327	2.8500	931.95
Paid Meals Served	4,964	0.3300	1,638.12
Add-On for Menu Certification	29,759	0.0600	1,785.54
Total:			\$ 83,876.61
Afternoon Snack - High Rate or At-Risk			
Free Meals Served	945	0.8800	\$ 831.60
Total:			\$ 831.60
Month Total:			\$ 136,705.77



Claims

NSLP Site Claim

[Help](#) | [Logoff](#)You are in [NSLP Home](#) > [NSLP Claims Index](#) > NSLP Site Claim

Enter the information into the form. For meal quantities that are unknown or none served, enter zero (0). Click **Save** to save your changes or click **Cancel** to disregard your changes since the last save. Be sure to enter only *whole numbers* (no decimals/cents).

Desert View Elementary Intermediate (03-02-08-101)

Sponsored by Page Unified District (03-02-08)

2018 Program Year

November

Original Claim

Pending Submission

Regular Claim

Your claim data has been saved successfully.

Breakfast - Severe Need

Number of Days Served:	<input type="text" value="18"/>
Free Meals Served:	8790
Reduced-Price Meals Served:	0
Paid Meals Served:	1757
Total Meals Served:	<input type="text" value="10547"/>
Participants Enrolled:	<input type="text" value="736"/>

Lunch - High Rate

Number of Days Served:	<input type="text" value="18"/>
Free Meals Served:	8789
Reduced-Price Meals Served:	0
Paid Meals Served:	1757
Total Meals Served:	<input type="text" value="10546"/>
Participants Enrolled:	<input type="text" value="736"/>

Afternoon Snack - High Rate

Number of Days Served:	<input type="text" value="2"/>
Free Meals Served:	<input type="text" value="33"/>
Participants Enrolled:	<input type="text" value="20"/>

Attendance Factor

Attendance Factor:	93.49 %
--------------------	---------

CEP Percentages

Breakfast CEP Percentage:	52.09 %
Lunch CEP Percentage:	52.09 %



Claims

NSLP Site Claim

[Help](#) | [Logoff](#)You are in [NSLP Home](#) > [NSLP Claims Index](#) > [NSLP Site Claim](#)

Enter the information into the form. For meal quantities that are unknown or none served, enter zero (0). Click **Save** to save your changes or click **Cancel** to disregard your changes since the last save. Be sure to enter only *whole numbers* (no decimals/cents).

Lake View Elementary Primary (03-02-08-102)

Sponsored by Page Unified District (03-02-08)
2018 Program Year
November
Original Claim
Pending Submission

Regular Claim

Your claim data has been saved successfully.

Breakfast - Severe Need

Number of Days Served:	<input type="text" value="18"/>
Free Meals Served:	7070
Reduced-Price Meals Served:	0
Paid Meals Served:	1413
Total Meals Served:	<input type="text" value="8483"/>
Participants Enrolled:	<input type="text" value="557"/>

Lunch - High Rate

Number of Days Served:	<input type="text" value="18"/>
Free Meals Served:	6896
Reduced-Price Meals Served:	0
Paid Meals Served:	1378
Total Meals Served:	<input type="text" value="8274"/>
Participants Enrolled:	<input type="text" value="557"/>

Afternoon Snack - High Rate

Number of Days Served:	<input type="text" value="14"/>
Free Meals Served:	<input type="text" value="710"/>
Participants Enrolled:	<input type="text" value="60"/>

Attendance Factor

Attendance Factor:	90.18 %
--------------------	---------

CEP Percentages

Breakfast CEP Percentage:	52.09 %
Lunch CEP Percentage:	52.09 %



Claims

NSLP Site Claim

[Help](#) | [Logoff](#)You are in [NSLP Home](#) > [NSLP Claims Index](#) > NSLP Site Claim

Enter the information into the form. For meal quantities that are unknown or none served, enter zero (0). Click **Save** to save your changes or click **Cancel** to disregard your changes since the last save. Be sure to enter only *whole numbers* (no decimals/cents).

Manson Mesa High School (03-02-08)

Sponsored by Page Unified District (03-02-08)

2018 Program Year

November

Original Claim

Pending Submission

Regular Claim

Your claim data has been saved successfully.

Breakfast - Severe Need

Number of Days Served:	18
Free Meals Served:	83
Reduced-Price Meals Served:	0
Paid Meals Served:	17
Total Meals Served:	100
Participants Enrolled:	43

Lunch - High Rate

Number of Days Served:	18
Free Meals Served:	218
Reduced-Price Meals Served:	0
Paid Meals Served:	43
Total Meals Served:	261
Participants Enrolled:	43

Attendance Factor

Attendance Factor:	79.61 %
--------------------	---------

CEP Percentages

Breakfast CEP Percentage:	52.09 %
Lunch CEP Percentage:	52.09 %

Created by Millie Calamity on 12/4/2017 at 10:13:13 AM
Modified by Millie Calamity on 12/4/2017 at 10:13:55 AM

[Save](#)[Delete](#)[Cancel](#)



Claims

NSLP Site Claim

[? Help](#) | [Logoff](#)You are in [NSLP Home](#) > [NSLP Claims Index](#) > [NSLP Site Claim](#)

Enter the information into the form. For meal quantities that are unknown or none served, enter zero (0). Click **Save** to save your changes or click **Cancel** to disregard your changes since the last save. Be sure to enter only *whole numbers* (no decimals/cents).

Page Middle School
(03-02-08-106)

Sponsored by Page Unified District (03-02-08)
2018 Program Year
November
Original Claim
Pending Submission

Regular Claim

Your claim data has been saved successfully.

Breakfast - Severe Need

Number of Days Served:	<input type="text" value="18"/>
Free Meals Served:	6363
Reduced-Price Meals Served:	0
Paid Meals Served:	1272
Total Meals Served:	<input type="text" value="7635"/>
Participants Enrolled:	<input type="text" value="659"/>

Lunch - High Rate

Number of Days Served:	<input type="text" value="18"/>
Free Meals Served:	5990
Reduced-Price Meals Served:	0
Paid Meals Served:	1197
Total Meals Served:	<input type="text" value="7187"/>
Participants Enrolled:	<input type="text" value="659"/>

Afternoon Snack - High Rate

Number of Days Served:	<input type="text" value="6"/>
Free Meals Served:	<input type="text" value="202"/>
Participants Enrolled:	<input type="text" value="659"/>

Attendance Factor

Attendance Factor:	92.36 %
--------------------	---------

CEP Percentages

Breakfast CEP Percentage:	52.09 %
Lunch CEP Percentage:	52.09 %



Claims

NSLP Site Claim

[Help](#) | [Logoff](#)You are in [NSLP Home](#) > [NSLP Claims Index](#) > [NSLP Site Claim](#)

Enter the information into the form. For meal quantities that are unknown or none served, enter zero (0). Click **Save** to save your changes or click **Cancel** to disregard your changes since the last save. Be sure to enter only *whole numbers* (no decimals/cents).

Page High School (03-02-08-209)

Sponsored by Page Unified District (03-02-08)
2018 Program Year
November
Original Claim
Pending Submission

Regular Claim

Your claim data has been saved successfully.

Breakfast - Severe Need

Number of Days Served:	18
Free Meals Served:	1687
Reduced-Price Meals Served:	126
Paid Meals Served:	167
Total Meals Served:	1980
Participants Approved for Free Meals:	363
Participants Approved for Reduced-Price Meals:	45
Participants Approved for Paid Meals:	364
Participants Enrolled:	760

Lunch - High Rate

Number of Days Served:	18
Free Meals Served:	2204
Reduced-Price Meals Served:	314
Paid Meals Served:	548
Total Meals Served:	3066
Participants Approved for Free Meals:	363
Participants Approved for Reduced-Price Meals:	45
Participants Approved for Paid Meals:	364
Participants Enrolled:	760

Afternoon Snack - High Rate

Number of Days Served:	0
Free Meals Served:	0
Participants Enrolled:	0

Attendance Factor

Attendance Factor:	90.17 %
--------------------	---------



Claims

NSLP Site Claim

[Help](#) | [Logoff](#)You are in [NSLP Home](#) > [NSLP Claims Index](#) > NSLP Site Claim

Enter the information into the form. For meal quantities that are unknown or none served, enter zero (0). Click **Save** to save your changes or click **Cancel** to disregard your changes since the last save. Be sure to enter only *whole numbers* (no decimals/cents).

Tse'yaato' High School (03-01-99-006)

Sponsored by Page Unified District (03-02-08)

2018 Program Year

November

Original Claim

Pending Submission

Regular Claim

Your claim data has been saved successfully.

Breakfast - Severe Need

Number of Days Served:	16
Free Meals Served:	104
Reduced-Price Meals Served:	11
Paid Meals Served:	6
Total Meals Served:	121
Participants Approved for Free Meals:	51
Participants Approved for Reduced-Price Meals:	2
Participants Approved for Paid Meals:	10
Participants Enrolled:	60

Lunch - High Rate

Number of Days Served:	16
Free Meals Served:	371
Reduced-Price Meals Served:	13
Paid Meals Served:	41
Total Meals Served:	425
Participants Approved for Free Meals:	51
Participants Approved for Reduced-Price Meals:	2
Participants Approved for Paid Meals:	10
Participants Enrolled:	60

Attendance Factor

Attendance Factor: 62.29 %



Claims

Meal Service Summary

[Help](#) | [Logoff](#)You are in [NSLP Home](#) > [NSLP Claims Index](#) > Meal Service Summary

Calendar Year:

2017



Month:

December



Page Unified District (03-02-08)

Accurate as of 1/4/2018 10:17:09 AM

2017 December

Meal	Count	Rate	Amount
Breakfast - High Rate or At-Risk			
Free Meals Served	20,695	N/A	\$ 43,252.55
Reduced-Price Meals Served	149	N/A	266.71
Paid Meals Served	3,975	0.3000	1,192.50
Total:			\$ 44,711.76
Lunch - High Rate or At-Risk			
Free Meals Served	21,267	3.2500	\$ 69,117.75
Reduced-Price Meals Served	278	2.8500	792.30
Paid Meals Served	4,273	0.3300	1,410.09
Add-On for Menu Certification	25,818	0.0600	1,549.08
Total:			\$ 72,869.22
Afternoon Snack - High Rate or At-Risk			
Free Meals Served	1,176	0.8800	\$ 1,034.88
Total:			\$ 1,034.88
Month Total:			\$ 118,615.86



National School Lunch Program - NSLP

Applications

Claims

CNP Overview

You are logged in as Millie Calamity

Claims

NSLP Site Claim

[Help](#) | [Logoff](#)

You are in [NSLP Home](#) > [NSLP Claims Index](#) > NSLP Site Claim

Enter the information into the form. For meal quantities that are unknown or none served, enter zero (0). Click **Save** to save your changes or click **Cancel** to disregard your changes since the last save. Be sure to enter only *whole numbers* (no decimals/cents).

Desert View Elementary Intermediate (03-02-08-101)

Sponsored by Page Unified District (03-02-08)

2018 Program Year

December

Original Claim

Pending Submission

Regular Claim

Your claim data has been saved successfully.

Breakfast - Severe Need

Number of Days Served:	16
Free Meals Served:	7474
Reduced-Price Meals Served:	0
Paid Meals Served:	1494
Total Meals Served:	8968
Participants Enrolled:	743

Lunch - High Rate

Number of Days Served:	16
Free Meals Served:	7603
Reduced-Price Meals Served:	0
Paid Meals Served:	1519
Total Meals Served:	9122
Participants Enrolled:	743

Afternoon Snack - High Rate

Number of Days Served:	4
Free Meals Served:	71
Participants Enrolled:	20

Attendance Factor

Attendance Factor:	93.49 %
--------------------	---------

CEP Percentages

Breakfast CEP Percentage:	52.09 %
Lunch CEP Percentage:	52.09 %

Save

Delete

Cancel



Claims

NSLP Site Claim

You are in [NSLP Home](#) > [NSLP Claims Index](#) > [NSLP Site Claim](#)

[Help](#) | [Logoff](#)

Enter the information into the form. For meal quantities that are unknown or none served, enter zero (0). Click **Save** to save your changes or click **Cancel** to disregard your changes since the last save. Be sure to enter only *whole numbers* (no decimals/cents).

Lake View Elementary Primary (03-02-08-102)

Sponsored by Page Unified District (03-02-08)
2018 Program Year
December
Original Claim
Pending Submission

Regular Claim

Your claim data has been saved successfully.

Breakfast - Severe Need

Number of Days Served:	16
Free Meals Served:	6186
Reduced-Price Meals Served:	0
Paid Meals Served:	1236
Total Meals Served:	7422
Participants Enrolled:	567

Lunch - High Rate

Number of Days Served:	16
Free Meals Served:	6163
Reduced-Price Meals Served:	0
Paid Meals Served:	1232
Total Meals Served:	7395
Participants Enrolled:	567

Afternoon Snack - High Rate

Number of Days Served:	12
Free Meals Served:	624
Participants Enrolled:	65

Attendance Factor

Attendance Factor:	90.18 %
--------------------	---------

CEP Percentages

Breakfast CEP Percentage:	52.09 %
Lunch CEP Percentage:	52.09 %

Created by Millie Calamity on 1/4/2018 at 9:36:34 AM
Modified by Millie Calamity on 1/4/2018 at 9:39:17 AM

[Save](#)[Delete](#)[Cancel](#)



Claims

NSLP Site Claim

You are in [NSLP Home](#) > [NSLP Claims Index](#) > NSLP Site Claim

[Help](#) | [Logoff](#)

Enter the information into the form. For meal quantities that are unknown or none served, enter zero (0). Click **Save** to save your changes or click **Cancel** to disregard your changes since the last save. Be sure to enter only *whole numbers* (no decimals/cents).

Page Middle School (03-02-08-106)

Sponsored by Page Unified District (03-02-08)

2018 Program Year

December

Original Claim

Pending Submission

Regular Claim

Your claim data has been saved successfully.

Breakfast - Severe Need

Number of Days Served:	16
Free Meals Served:	5427
Reduced-Price Meals Served:	0
Paid Meals Served:	1085
Total Meals Served:	6512
Participants Enrolled:	656

Lunch - High Rate

Number of Days Served:	16
Free Meals Served:	5075
Reduced-Price Meals Served:	0
Paid Meals Served:	1014
Total Meals Served:	6089
Participants Enrolled:	656

Afternoon Snack - High Rate

Number of Days Served:	10
Free Meals Served:	481
Participants Enrolled:	656

Attendance Factor

Attendance Factor:	92.36 %
--------------------	---------

CEP Percentages

Breakfast CEP Percentage:	52.09 %
Lunch CEP Percentage:	52.09 %



Claims

NSLP Site Claim

You are in [NSLP Home](#) > [NSLP Claims Index](#) > [NSLP Site Claim](#)

[Help](#) | [Logoff](#)

Enter the information into the form. For meal quantities that are unknown or none served, enter zero (0). Click **Save** to save your changes or click **Cancel** to disregard your changes since the last save. Be sure to enter only *whole numbers* (no decimals/cents).

Page High School (03-02-08-209)

Sponsored by Page Unified District (03-02-08)
2018 Program Year
December
Original Claim
Pending Submission

Regular Claim

Your claim data has been saved successfully.

Breakfast - Severe Need

Number of Days Served:	16
Free Meals Served:	1484
Reduced-Price Meals Served:	141
Paid Meals Served:	145
Total Meals Served:	1770
Participants Approved for Free Meals:	366
Participants Approved for Reduced-Price Meals:	46
Participants Approved for Paid Meals:	355
Participants Enrolled:	756

Lunch - High Rate

Number of Days Served:	16
Free Meals Served:	1968
Reduced-Price Meals Served:	271
Paid Meals Served:	452
Total Meals Served:	2691
Participants Approved for Free Meals:	366
Participants Approved for Reduced-Price Meals:	46
Participants Approved for Paid Meals:	355
Participants Enrolled:	756

Afternoon Snack - High Rate

Number of Days Served:	0
Free Meals Served:	0
Participants Enrolled:	0

Attendance Factor

Attendance Factor:	90.17 %
--------------------	---------



National School Lunch Program - NSLP

[Applications](#) [Claims](#) [CNP Overview](#)

You are logged in as Millie Calamity

Claims

NSLP Site Claim

You are in [NSLP Home](#) > [NSLP Claims Index](#) > NSLP Site Claim[Help](#) | [Logoff](#)

Enter the information into the form. For meal quantities that are unknown or none served, enter zero (0). Click **Save** to save your changes or click **Cancel** to disregard your changes since the last save. Be sure to enter only *whole numbers* (no decimals/cents).

Manson Mesa High School (03-02-08-210)

Sponsored by Page Unified District (03-02-08)
2018 Program Year
December
Original Claim
Pending Submission

Regular Claim

Your claim data has been saved successfully.

Breakfast - Severe Need

Number of Days Served:	16
Free Meals Served:	35
Reduced-Price Meals Served:	0
Paid Meals Served:	7
Total Meals Served:	42
Participants Enrolled:	46

Lunch - High Rate

Number of Days Served:	16
Free Meals Served:	171
Reduced-Price Meals Served:	0
Paid Meals Served:	34
Total Meals Served:	205
Participants Enrolled:	46

Attendance Factor

Attendance Factor:	79.61 %
--------------------	---------

CEP Percentages

Breakfast CEP Percentage:	52.09 %
Lunch CEP Percentage:	52.09 %

Created by Millie Calamity on 1/4/2018 at 9:40:07 AM
Modified by Millie Calamity on 1/4/2018 at 9:42:46 AM

[Save](#)[Delete](#)[Cancel](#)



National School Lunch Program - NSLP

[Applications](#) [Claims](#) [CNP Overview](#)

You are logged in as Millie Calamity

Claims

NSLP Site Claim

[? Help](#) [Logoff](#)You are in [NSLP Home](#) > [NSLP Claims Index](#) > [NSLP Site Claim](#)

Enter the information into the form. For meal quantities that are unknown or none served, enter zero (0). Click **Save** to save your changes or click **Cancel** to disregard your changes since the last save. Be sure to enter only *whole numbers* (no decimals/cents).

Tse'yaato' High School (03-01-99-006)

Sponsored by Page Unified District (03-02-08)

2018 Program Year

December

Original Claim

Pending Submission

Regular Claim

Your claim data has been saved successfully.

Breakfast - Severe Need

Number of Days Served:	16
Free Meals Served:	89
Reduced-Price Meals Served:	8
Paid Meals Served:	8
Total Meals Served:	105
Participants Approved for Free Meals:	46
Participants Approved for Reduced-Price Meals:	2
Participants Approved for Paid Meals:	10
Participants Enrolled:	53

Lunch - High Rate

Number of Days Served:	16
Free Meals Served:	287
Reduced-Price Meals Served:	7
Paid Meals Served:	22
Total Meals Served:	316
Participants Approved for Free Meals:	46
Participants Approved for Reduced-Price Meals:	2
Participants Approved for Paid Meals:	10
Participants Enrolled:	53

Attendance Factor

Attendance Factor:	62.29 %
--------------------	---------

Created by Millie Calamity on 1/4/2018 at 9:50:47 AM
Modified by Millie Calamity on 1/4/2018 at 10:15:17 AM

[Save](#)[Delete](#)[Cancel](#)



Claims

Meal Service Summary

[Help](#) | [Logoff](#)You are in [NSLP Home](#) > [NSLP Claims Index](#) > Meal Service Summary

Calendar Year:

2018



Month:

February



Page Unified District (03-02-08)

Accurate as of 3/1/2018 4:08:49 PM

2018 February

Meal	Count	Rate	Amount
Breakfast - High Rate or At-Risk			
Free Meals Served	23,172	N/A	\$ 48,429.48
Reduced-Price Meals Served	161	N/A	288.19
Paid Meals Served	4,470	0.3000	1,341.00
		Total:	\$ 50,058.67
Lunch - High Rate or At-Risk			
Free Meals Served	23,989	3.2500	\$ 77,964.25
Reduced-Price Meals Served	313	2.8500	892.05
Paid Meals Served	4,759	0.3300	1,570.47
Add-On for Menu Certification	29,061	0.0600	1,743.66
		Total:	\$ 82,170.43
Afternoon Snack - High Rate or At-Risk			
Free Meals Served	2,768	0.8800	\$ 2,435.84
		Total:	\$ 2,435.84
		Month Total:	\$ 134,664.94



National School Lunch Program - NSLP

[Applications](#) | [Claims](#) | [CNP Overview](#)

You are logged in as Millie Calamity

Claims

NSLP Site Claim

[Help](#) | [Logout](#)You are in [NSLP Home](#) > [NSLP Claims Index](#) > NSLP Site Claim

Enter the information into the form. For meal quantities that are unknown or none served, enter zero (0). Click **Save** to save your changes or click **Cancel** to disregard your changes since the last save. Be sure to enter only *whole numbers* (no decimals/cents).

Tse'yaato' High School (03-01-99-006)

Sponsored by Page Unified District (03-02-08)

2018 Program Year

February

Original Claim

Pending Submission

Regular Claim

Your claim data has been saved successfully.

Breakfast - Severe Need

Number of Days Served:	18
Free Meals Served:	104
Reduced-Price Meals Served:	0
Paid Meals Served:	8
Total Meals Served:	112
Participants Approved for Free Meals:	48
Participants Approved for Reduced-Price Meals:	1
Participants Approved for Paid Meals:	9
Participants Enrolled:	51

Lunch - High Rate

Number of Days Served:	18
Free Meals Served:	370
Reduced-Price Meals Served:	7
Paid Meals Served:	24
Total Meals Served:	401
Participants Approved for Free Meals:	48
Participants Approved for Reduced-Price Meals:	1
Participants Approved for Paid Meals:	9
Participants Enrolled:	58

Attendance Factor

Attendance Factor: 62.29 %

[Save](#)[Delete](#)[Cancel](#)

Claims

NSLP Site Claim

[Help](#) | [Logoff](#)

You are in [NSLP Home](#) > [NSLP Claims Index](#) > NSLP Site Claim

Enter the information into the form. For meal quantities that are unknown or none served, enter zero (0). Click **Save** to save your changes or click **Cancel** to disregard your changes since the last save. Be sure to enter only *whole numbers* (no decimals/cents).

Page High School
(03-02-08-209)

Sponsored by Page Unified District (03-02-08)
2018 Program Year
February
Original Claim
Pending Submission

Regular Claim

Your claim data has been saved successfully.

Breakfast - Severe Need

Number of Days Served:	<input type="text" value="18"/>
Free Meals Served:	<input type="text" value="1502"/>
Reduced-Price Meals Served:	<input type="text" value="161"/>
Paid Meals Served:	<input type="text" value="152"/>
Total Meals Served:	1815
Participants Approved for Free Meals:	<input type="text" value="369"/>
Participants Approved for Reduced-Price Meals:	<input type="text" value="47"/>
Participants Approved for Paid Meals:	<input type="text" value="340"/>
Participants Enrolled:	<input type="text" value="743"/>

Lunch - High Rate

Number of Days Served:	<input type="text" value="18"/>
Free Meals Served:	<input type="text" value="2285"/>
Reduced-Price Meals Served:	<input type="text" value="306"/>
Paid Meals Served:	<input type="text" value="471"/>
Total Meals Served:	3062
Participants Approved for Free Meals:	<input type="text" value="369"/>
Participants Approved for Reduced-Price Meals:	<input type="text" value="47"/>
Participants Approved for Paid Meals:	<input type="text" value="340"/>
Participants Enrolled:	<input type="text" value="743"/>

Afternoon Snack - High Rate

Number of Days Served:	<input type="text" value="0"/>
Free Meals Served:	<input type="text" value="0"/>
Participants Enrolled:	<input type="text" value="0"/>

Attendance Factor

Attendance Factor:	90.17 %
--------------------	---------



Claims

NSLP Site Claim

[Help](#) | [Logoff](#)You are in [NSLP Home](#) > [NSLP Claims Index](#) > NSLP Site Claim

Enter the information into the form. For meal quantities that are unknown or none served, enter zero (0). Click **Save** to save your changes or click **Cancel** to disregard your changes since the last save. Be sure to enter only *whole numbers* (no decimals/cents).

Page Middle School (03-02-08-106)

Sponsored by Page Unified District (03-02-08)

2018 Program Year

February

Original Claim

Pending Submission

Regular Claim

Your claim data has been saved successfully.

Breakfast - Severe Need

Number of Days Served:	<input type="text" value="18"/>
Free Meals Served:	6233
Reduced-Price Meals Served:	0
Paid Meals Served:	1246
Total Meals Served:	<input type="text" value="7479"/>
Participants Enrolled:	<input type="text" value="646"/>

Lunch - High Rate

Number of Days Served:	<input type="text" value="18"/>
Free Meals Served:	5723
Reduced-Price Meals Served:	0
Paid Meals Served:	1144
Total Meals Served:	<input type="text" value="6867"/>
Participants Enrolled:	<input type="text" value="646"/>

Afternoon Snack - High Rate

Number of Days Served:	<input type="text" value="13"/>
Free Meals Served:	<input type="text" value="614"/>
Participants Enrolled:	<input type="text" value="646"/>

Attendance Factor

Attendance Factor:	92.36 %
--------------------	---------

CEP Percentages

Breakfast CEP Percentage:	52.09 %
Lunch CEP Percentage:	52.09 %



National School Lunch Program - NSLP

[Applications](#) | [Claims](#) | [CNP Overview](#)

You are logged in as Millie Calamity

Claims

NSLP Site Claim

[Help](#) | [Logoff](#)You are in [NSLP Home](#) > [NSLP Claims Index](#) > NSLP Site Claim

Enter the information into the form. For meal quantities that are unknown or none served, enter zero (0). Click **Save** to save your changes or click **Cancel** to disregard your changes since the last save. Be sure to enter only *whole numbers* (no decimals/cents).

Manson Mesa High School (03-02-08-210)

Sponsored by Page Unified District (03-02-08)

2018 Program Year

February

Original Claim

Pending Submission

Regular Claim

Your claim data has been saved successfully.

Breakfast - Severe Need

Number of Days Served:

Free Meals Served: 53

Reduced-Price Meals Served: 0

Paid Meals Served: 10

Total Meals Served: Participants Enrolled:

Lunch - High Rate

Number of Days Served:

Free Meals Served: 201

Reduced-Price Meals Served: 0

Paid Meals Served: 40

Total Meals Served: Participants Enrolled:

Attendance Factor

Attendance Factor: 79.61 %

CEP Percentages

Breakfast CEP Percentage: 52.09 %

Lunch CEP Percentage: 52.09 %

Created by Millie Calamity on 3/1/2018 at 11:43:00 AM
Modified by Millie Calamity on 3/1/2018 at 11:44:44 AM

[Save](#)[Delete](#)[Cancel](#)

Claims

NSLP Site Claim

Help | Logoff

You are in NSLP Home > NSLP Claims Index > NSLP Site Claim

Enter the information into the form. For meal quantities that are unknown or none served, enter zero (0). Click **Save** to save your changes or click **Cancel** to disregard your changes since the last save. Be sure to enter only *whole numbers* (no decimals/cents).

Lake View Elementary Primary
(03-02-08-102)

Sponsored by Page Unified District (03-02-08)
2018 Program Year
February
Original Claim
Pending Submission

Regular Claim

Your claim data has been saved successfully.

Breakfast - Severe Need	
Number of Days Served:	18
Free Meals Served:	6808
Reduced-Price Meals Served:	0
Paid Meals Served:	1361
Total Meals Served:	8169
Participants Enrolled:	554
Lunch - High Rate	
Number of Days Served:	18
Free Meals Served:	6686
Reduced-Price Meals Served:	0
Paid Meals Served:	1336
Total Meals Served:	8022
Participants Enrolled:	554
Afternoon Snack - High Rate	
Number of Days Served:	15
Free Meals Served:	1622
Participants Enrolled:	143
Attendance Factor	
Attendance Factor:	90.18 %
CEP Percentages	
Breakfast CEP Percentage:	52.09 %
Lunch CEP Percentage:	52.09 %

Claims

NSLP Site Claim

Help | Logoff

You are in NSLP Home > NSLP Claims Index > NSLP Site Claim


Enter the information into the form. For meal quantities that are unknown or none served, enter zero (0). Click **Save** to save your changes or click **Cancel** to disregard your changes since the last save. Be sure to enter only *whole numbers* (no decimals/cents).

Desert View Elementary Intermediate
(03-02-08-101)

Sponsored by Page Unified District (03-02-08)
2018 Program Year
February
Original Claim
Pending Submission

Regular Claim

Your claim data has been saved successfully.

Breakfast - Severe Need		
Number of Days Served:	18	
Free Meals Served:	8472	
Reduced-Price Meals Served:	0	
Paid Meals Served:	1693	
Total Meals Served:	10165	
Participants Enrolled:	747	
Lunch - High Rate		
Number of Days Served:	18	
Free Meals Served:	8724	
Reduced-Price Meals Served:	0	
Paid Meals Served:	1744	
Total Meals Served:	10468	
Participants Enrolled:	747	
Afternoon Snack - High Rate		
Number of Days Served:	14	
Free Meals Served:	532	
Participants Enrolled:	55	
Attendance Factor		
Attendance Factor:	93.49 %	
CEP Percentages		
Breakfast CEP Percentage:	52.09 %	
Lunch CEP Percentage:	52.09 %	



National School Lunch Program - NSLP

Applications Claims **CNP Overview**

You are logged in as Millie Calamity

Claims

Meal Service Summary

You are in NSLP Home > NSLP Claims Index > Meal Service Summary

[Help](#) | [Logoff](#)

Calendar Year:

Month:

Page Unified District (03-02-08)

Accurate as of 2/2/2018 10:46:38 AM

2018 January

Meal	Count	Rate	Amount
Breakfast - High Rate or At-Risk			
Free Meals Served	21,651	N/A	\$ 45,250.59
Reduced-Price Meals Served	139	N/A	248.81
Paid Meals Served	4,143	0.3000	1,242.90
Total:			\$ 46,742.30
Lunch - High Rate or At-Risk			
Free Meals Served	22,970	3.2500	\$ 74,652.50
Reduced-Price Meals Served	312	2.8500	889.20
Paid Meals Served	4,584	0.3300	1,512.72
Add-On for Menu Certification	27,866	0.0600	1,671.96
Total:			\$ 78,726.38
Afternoon Snack - High Rate or At-Risk			
Free Meals Served	1,331	0.8800	\$ 1,171.28
Total:			\$ 1,171.28
Month Total:			\$ 126,639.96



National School Lunch Program - NSLP

Applications Claims **CNP Overview**

You are logged in as Millie Calamity

Claims

NSLP Site Claim

[Help](#) [Logoff](#)

You are in [NSLP Home](#) > [NSLP Claims Index](#) > NSLP Site Claim

Enter the information into the form. For meal quantities that are unknown or none served, enter zero (0). Click **Save** to save your changes or click **Cancel** to disregard your changes since the last save. Be sure to enter only *whole numbers* (no decimals/cents).

Desert View Elementary Intermediate (03-02-08-101)

Sponsored by Page Unified District (03-02-08)
2018 Program Year
January
Original Claim
Pending Submission

Regular Claim

Your claim data has been saved successfully.

Breakfast - Severe Need

Number of Days Served:	<input type="text" value="17"/>
Free Meals Served:	7854
Reduced-Price Meals Served:	0
Paid Meals Served:	1569
Total Meals Served:	<input type="text" value="9423"/>
Participants Enrolled:	<input type="text" value="746"/>

Lunch - High Rate

Number of Days Served:	<input type="text" value="17"/>
Free Meals Served:	8149
Reduced-Price Meals Served:	0
Paid Meals Served:	1629
Total Meals Served:	<input type="text" value="9778"/>
Participants Enrolled:	<input type="text" value="746"/>

Afternoon Snack - High Rate

Number of Days Served:	<input type="text" value="0"/>
Free Meals Served:	<input type="text" value="0"/>
Participants Enrolled:	<input type="text" value="0"/>

Attendance Factor

Attendance Factor:	93.49 %
--------------------	---------

CEP Percentages

Breakfast CEP Percentage:	52.09 %
Lunch CEP Percentage:	52.09 %

Save

Delete

Cancel



National School Lunch Program - NSLP

Applications

Claims

CNP Overview

You are logged in as Millie Calamity

Claims

NSLP Site Claim

[Help](#) [Logoff](#)

You are in [NSLP Home](#) > [NSLP Claims Index](#) > [NSLP Site Claim](#)

Enter the information into the form. For meal quantities that are unknown or none served, enter zero (0). Click **Save** to save your changes or click **Cancel** to disregard your changes since the last save. Be sure to enter only *whole numbers* (no decimals/cents).

Lake View Elementary Primary (03-02-08-102)

Sponsored by Page Unified District (03-02-08)
2018 Program Year
January
Original Claim
Pending Submission

Regular Claim

Your claim data has been saved successfully.

Breakfast - Severe Need

Number of Days Served:	17
Free Meals Served:	6586
Reduced-Price Meals Served:	0
Paid Meals Served:	1316
Total Meals Served:	7902
Participants Enrolled:	561

Lunch - High Rate

Number of Days Served:	17
Free Meals Served:	6467
Reduced-Price Meals Served:	0
Paid Meals Served:	1292
Total Meals Served:	7759
Participants Enrolled:	561

Afternoon Snack - High Rate

Number of Days Served:	10
Free Meals Served:	1008
Participants Enrolled:	134

Attendance Factor

Attendance Factor:	90.18 %
--------------------	---------

CEP Percentages

Breakfast CEP Percentage:	52.09 %
Lunch CEP Percentage:	52.09 %

Save

Delete

Cancel



National School Lunch Program - NSLP

Applications Claims **CNP Overview**

You are logged in as Millie Calamity

Claims

NSLP Site Claim

You are in NSLP Home > NSLP Claims Index > NSLP Site Claim

[Help](#) | [Logoff](#)

Enter the information into the form. For meal quantities that are unknown or none served, enter zero (0). Click **Save** to save your changes or click **Cancel** to disregard your changes since the last save. Be sure to enter only *whole numbers* (no decimals/cents).

Page Middle School (03-02-08-106)

Sponsored by Page Unified District (03-02-08)
2018 Program Year
January
Original Claim
Pending Submission

Regular Claim

Your claim data has been saved successfully.

Breakfast - Severe Need

Number of Days Served:	<input type="text" value="17"/>
Free Meals Served:	5551
Reduced-Price Meals Served:	0
Paid Meals Served:	1109
Total Meals Served:	<input type="text" value="6660"/>
Participants Enrolled:	<input type="text" value="659"/>

Lunch - High Rate

Number of Days Served:	<input type="text" value="17"/>
Free Meals Served:	5608
Reduced-Price Meals Served:	0
Paid Meals Served:	1121
Total Meals Served:	<input type="text" value="6729"/>
Participants Enrolled:	<input type="text" value="659"/>

Afternoon Snack - High Rate

Number of Days Served:	<input type="text" value="10"/>
Free Meals Served:	<input type="text" value="323"/>
Participants Enrolled:	<input type="text" value="644"/>

Attendance Factor

Attendance Factor:	92.36 %
--------------------	---------

CEP Percentages

Breakfast CEP Percentage:	52.09 %
Lunch CEP Percentage:	52.09 %

Save

Delete

Cancel

Claims

NSLP Site Claim

[? Help](#) | [Logoff](#)

You are in [NSLP Home](#) > [NSLP Claims Index](#) > [NSLP Site Claim](#)

Enter the information into the form. For meal quantities that are unknown or none served, enter zero (0). Click **Save** to save your changes or click **Cancel** to disregard your changes since the last save. Be sure to enter only *whole numbers* (no decimals/cents).

Page High School
(03-02-08-209)

Sponsored by Page Unified District (03-02-08)
2018 Program Year
January
Original Claim
Pending Submission

Regular Claim

Your claim data has been saved successfully.

Breakfast - Severe Need

Number of Days Served:	<input type="text" value="17"/>
Free Meals Served:	<input type="text" value="1497"/>
Reduced-Price Meals Served:	<input type="text" value="138"/>
Paid Meals Served:	<input type="text" value="133"/>
Total Meals Served:	1768
Participants Approved for Free Meals:	<input type="text" value="367"/>
Participants Approved for Reduced-Price Meals:	<input type="text" value="45"/>
Participants Approved for Paid Meals:	<input type="text" value="352"/>
Participants Enrolled:	<input type="text" value="749"/>

Lunch - High Rate

Number of Days Served:	<input type="text" value="17"/>
Free Meals Served:	<input type="text" value="2188"/>
Reduced-Price Meals Served:	<input type="text" value="306"/>
Paid Meals Served:	<input type="text" value="475"/>
Total Meals Served:	2969
Participants Approved for Free Meals:	<input type="text" value="367"/>
Participants Approved for Reduced-Price Meals:	<input type="text" value="45"/>
Participants Approved for Paid Meals:	<input type="text" value="352"/>
Participants Enrolled:	<input type="text" value="749"/>

Afternoon Snack - High Rate

Number of Days Served:	<input type="text" value="0"/>
Free Meals Served:	<input type="text" value="0"/>
Participants Enrolled:	<input type="text" value="0"/>

Attendance Factor

Attendance Factor:	90.17 %
--------------------	---------



National School Lunch Program - NSLP

Applications

Claims

CNP Overview

You are logged in as Millie Calamity

Claims

NSLP Site Claim

You are in [NSLP Home](#) > [NSLP Claims Index](#) > NSLP Site Claim

[Help](#) | [Logoff](#)

Enter the information into the form. For meal quantities that are unknown or none served, enter zero (0). Click **Save** to save your changes or click **Cancel** to disregard your changes since the last save. Be sure to enter only *whole numbers* (no decimals/cents).

Manson Mesa High School (03-02-08-210)

Sponsored by Page Unified District (03-02-08)
2018 Program Year
January
Original Claim
Pending Submission

Regular Claim

Your claim data has been saved successfully.

Breakfast - Severe Need

Number of Days Served:	17
Free Meals Served:	54
Reduced-Price Meals Served:	0
Paid Meals Served:	11
Total Meals Served:	65
Participants Enrolled:	53

Lunch - High Rate

Number of Days Served:	17
Free Meals Served:	170
Reduced-Price Meals Served:	0
Paid Meals Served:	34
Total Meals Served:	204
Participants Enrolled:	53

Attendance Factor

Attendance Factor:	79.61 %
--------------------	---------

CEP Percentages

Breakfast CEP Percentage:	52.09 %
Lunch CEP Percentage:	52.09 %

Created by Millie Calamity on 2/2/2018 at 10:39:46 AM
Modified by Millie Calamity on 2/2/2018 at 10:41:16 AM

Save

Delete

Cancel



National School Lunch Program - NSLP

Applications Claims **CNP Overview**

You are logged in as Millie Calamity

Claims

NSLP Site Claim

You are in [NSLP Home](#) > [NSLP Claims Index](#) > NSLP Site Claim

[Help](#) | [Logoff](#)

Enter the information into the form. For meal quantities that are unknown or none served, enter zero (0). Click **Save** to save your changes or click **Cancel** to disregard your changes since the last save. Be sure to enter only *whole numbers* (no decimals/cents).

Tse'yaato' High School (03-01-99-006)

Sponsored by Page Unified District (03-02-08)

2018 Program Year

January

Original Claim

Pending Submission

Regular Claim

Your claim data has been saved successfully.

Breakfast - Severe Need

Number of Days Served:	17
Free Meals Served:	109
Reduced-Price Meals Served:	1
Paid Meals Served:	5
Total Meals Served:	115
Participants Approved for Free Meals:	53
Participants Approved for Reduced-Price Meals:	1
Participants Approved for Paid Meals:	11
Participants Enrolled:	58

Lunch - High Rate

Number of Days Served:	17
Free Meals Served:	388
Reduced-Price Meals Served:	6
Paid Meals Served:	33
Total Meals Served:	427
Participants Approved for Free Meals:	53
Participants Approved for Reduced-Price Meals:	1
Participants Approved for Paid Meals:	11
Participants Enrolled:	58

Attendance Factor

Attendance Factor: 62.29 %

Save

Delete

Cancel



National School Lunch Program - NSLP

[Applications](#)[Claims](#)[CNP Overview](#)

You are logged in as Millie Calamity

Claims

Meal Service Summary

[Help](#) | [Logoff](#)You are in [NSLP Home](#) > [NSLP Claims Index](#) > Meal Service Summary

Calendar Year:

2018



Month:

March

**Page Unified District (03-02-08)**

Accurate as of 4/3/2018 9:45:18 AM

2018 March

Meal	Count	Rate	Amount
Breakfast - High Rate or At-Risk			
Free Meals Served	21,580	N/A	\$ 45,102.20
Reduced-Price Meals Served	193	N/A	345.47
Paid Meals Served	4,179	0.3000	1,253.70
Total:			\$ 46,701.37
Lunch - High Rate or At-Risk			
Free Meals Served	22,115	3.2500	\$ 71,873.75
Reduced-Price Meals Served	231	2.8500	658.35
Paid Meals Served	4,436	0.3300	1,463.88
Add-On for Menu Certification	26,782	0.0600	1,606.92
Total:			\$ 75,602.90
Afternoon Snack - High Rate or At-Risk			
Free Meals Served	1,698	0.8800	\$ 1,494.24
Total:			\$ 1,494.24
Month Total:			\$ 123,798.51



National School Lunch Program - NSLP

Applications | **Claims** | **CNP Overview**

You are logged in as Millie Calamity

Claims

NSLP Site Claim

[Help](#) | [Logoff](#)

You are in NSLP Home > NSLP Claims Index > NSLP Site Claim

Enter the information into the form. For meal quantities that are unknown or none served, enter zero (0). Click **Save** to save your changes or click **Cancel** to disregard your changes since the last save. Be sure to enter only *whole numbers* (no decimals/cents).

Desert View Elementary Intermediate (03-02-08-101)

Sponsored by Page Unified District (03-02-08)
2018 Program Year
March
Original Claim
Pending Submission

Regular Claim

Your claim data has been saved successfully.

Breakfast - Severe Need

Number of Days Served:	<input type="text" value="17"/>
Free Meals Served:	7913
Reduced-Price Meals Served:	0
Paid Meals Served:	1581
Total Meals Served:	<input type="text" value="9494"/>
Participants Enrolled:	<input type="text" value="745"/>

Lunch - High Rate

Number of Days Served:	<input type="text" value="17"/>
Free Meals Served:	8179
Reduced-Price Meals Served:	0
Paid Meals Served:	1634
Total Meals Served:	<input type="text" value="9813"/>
Participants Enrolled:	<input type="text" value="745"/>

Afternoon Snack - High Rate

Number of Days Served:	<input type="text" value="6"/>
Free Meals Served:	<input type="text" value="270"/>
Participants Enrolled:	<input type="text" value="53"/>

Attendance Factor

Attendance Factor:	93.49 %
--------------------	---------

CEP Percentages

Breakfast CEP Percentage:	52.09 %
Lunch CEP Percentage:	52.09 %

Save

Delete

Cancel

National School Lunch Program - NSLP

Applications Claims **CNP Overview**

You are logged in as Millie Calamity

Claims

NSLP Site Claim

[Help](#) | [Logoff](#)

You are in [NSLP Home](#) > [NSLP Claims Index](#) > [NSLP Site Claim](#)

Enter the information into the form. For meal quantities that are unknown or none served, enter zero (0). Click **Save** to save your changes or click **Cancel** to disregard your changes since the last save. Be sure to enter *only whole numbers* (no decimals/cents).

Lake View Elementary Primary
(03-02-08-102)

Sponsored by Page Unified District (03-02-08)
 2018 Program Year
 March
 Original Claim
Pending Submission

Regular Claim

Your claim data has been saved successfully.

Breakfast - Severe Need

Number of Days Served:	<input type="text" value="17"/>
Free Meals Served:	6619
Reduced-Price Meals Served:	0
Paid Meals Served:	1323
Total Meals Served:	<input type="text" value="7942"/>
Participants Enrolled:	<input type="text" value="552"/>

Lunch - High Rate

Number of Days Served:	<input type="text" value="17"/>
Free Meals Served:	6463
Reduced-Price Meals Served:	0
Paid Meals Served:	1292
Total Meals Served:	<input type="text" value="7755"/>
Participants Enrolled:	<input type="text" value="552"/>

Afternoon Snack - High Rate

Number of Days Served:	<input type="text" value="9"/>
Free Meals Served:	<input type="text" value="982"/>
Participants Enrolled:	<input type="text" value="148"/>

Attendance Factor

Attendance Factor:	90.18 %
--------------------	---------

CEP Percentages

Breakfast CEP Percentage:	52.09 %
Lunch CEP Percentage:	52.09 %

Save

Delete

Cancel



National School Lunch Program - NSLP

[Applications](#)[Claims](#)[CNP Overview](#)

You are logged in as Millie Calamity

Claims

NSLP Site Claim

[Help](#) | [Logoff](#)You are in [NSLP Home](#) > [NSLP Claims Index](#) > [NSLP Site Claim](#)

Enter the information into the form. For meal quantities that are unknown or none served, enter zero (0). Click **Save** to save your changes or click **Cancel** to disregard your changes since the last save. Be sure to enter only *whole numbers* (no decimals/cents).

Page Middle School (03-02-08-106)

Sponsored by Page Unified District (03-02-08)
2018 Program Year
March
Original Claim
Pending Submission

Regular Claim

Your claim data has been saved successfully.

Breakfast - Severe Need

Number of Days Served:	<input type="text" value="17"/>
Free Meals Served:	5469
Reduced-Price Meals Served:	0
Paid Meals Served:	1093
Total Meals Served:	<input type="text" value="6562"/>
Participants Enrolled:	<input type="text" value="648"/>

Lunch - High Rate

Number of Days Served:	<input type="text" value="17"/>
Free Meals Served:	5096
Reduced-Price Meals Served:	0
Paid Meals Served:	1019
Total Meals Served:	<input type="text" value="6115"/>
Participants Enrolled:	<input type="text" value="648"/>

Afternoon Snack - High Rate

Number of Days Served:	<input type="text" value="9"/>
Free Meals Served:	<input type="text" value="446"/>
Participants Enrolled:	<input type="text" value="648"/>

Attendance Factor

Attendance Factor:	92.36 %
--------------------	---------

CEP Percentages

Breakfast CEP Percentage:	52.09 %
Lunch CEP Percentage:	52.09 %

[Save](#)[Delete](#)[Cancel](#)



National School Lunch Program - NSLP

[Applications](#)[Claims](#)[CNP Overview](#)

You are logged in as Millie Calamity

Claims

NSLP Site Claim

[Help](#) | [Logoff](#)You are in [NSLP Home](#) > [NSLP Claims Index](#) > [NSLP Site Claim](#)

Enter the information into the form. For meal quantities that are unknown or none served, enter zero (0). Click **Save** to save your changes or click **Cancel** to disregard your changes since the last save. Be sure to enter only *whole numbers* (no decimals/cents).

Manson Mesa High School
(03-02-08-210)

Sponsored by Page Unified District (03-02-08)
2018 Program Year
March
Original Claim
Pending Submission

Regular Claim**Your claim data has been saved successfully.****Breakfast - Severe Need**

Number of Days Served:	<input type="text" value="17"/>
Free Meals Served:	28
Reduced-Price Meals Served:	0
Paid Meals Served:	5
Total Meals Served:	<input type="text" value="33"/>
Participants Enrolled:	<input type="text" value="49"/>

Lunch - High Rate

Number of Days Served:	<input type="text" value="17"/>
Free Meals Served:	202
Reduced-Price Meals Served:	0
Paid Meals Served:	40
Total Meals Served:	<input type="text" value="242"/>
Participants Enrolled:	<input type="text" value="49"/>

Attendance Factor

Attendance Factor:	79.61 %
--------------------	---------

CEP Percentages

Breakfast CEP Percentage:	52.09 %
Lunch CEP Percentage:	52.09 %

Created by Millie Calamity on 4/3/2018 at 9:33:35 AM
Modified by Millie Calamity on 4/3/2018 at 9:34:40 AM

[Save](#)[Delete](#)[Cancel](#)

Claims

NSLP Site Claim

[Help](#) | [Logoff](#)

You are in [NSLP Home](#) > [NSLP Claims Index](#) > NSLP Site Claim

Enter the information into the form. For meal quantities that are unknown or none served, enter zero (0). Click **Save** to save your changes or click **Cancel** to disregard your changes since the last save. Be sure to enter only *whole numbers* (no decimals/cents).

Page High School

(03-02-08-209)

Sponsored by Page Unified District (03-02-08)

2018 Program Year

March

Original Claim

Pending Submission

Regular Claim

Your claim data has been saved successfully.

Breakfast - Severe Need

Number of Days Served:	<input type="text" value="17"/>
Free Meals Served:	<input type="text" value="1439"/>
Reduced-Price Meals Served:	<input type="text" value="189"/>
Paid Meals Served:	<input type="text" value="170"/>
Total Meals Served:	1798
Participants Approved for Free Meals:	<input type="text" value="372"/>
Participants Approved for Reduced-Price Meals:	<input type="text" value="47"/>
Participants Approved for Paid Meals:	<input type="text" value="327"/>
Participants Enrolled:	<input type="text" value="740"/>

Lunch - High Rate

Number of Days Served:	<input type="text" value="17"/>
Free Meals Served:	<input type="text" value="1878"/>
Reduced-Price Meals Served:	<input type="text" value="227"/>
Paid Meals Served:	<input type="text" value="418"/>
Total Meals Served:	2523
Participants Approved for Free Meals:	<input type="text" value="372"/>
Participants Approved for Reduced-Price Meals:	<input type="text" value="47"/>
Participants Approved for Paid Meals:	<input type="text" value="327"/>
Participants Enrolled:	<input type="text" value="740"/>

Afternoon Snack - High Rate

Number of Days Served:	<input type="text" value="0"/>
Free Meals Served:	<input type="text" value="0"/>
Participants Enrolled:	<input type="text" value="0"/>

Attendance Factor

Attendance Factor:	90.17 %
--------------------	---------



National School Lunch Program - NSLP

Applications | **Claims** | **CNP Overview**

You are logged in as Millie Calamity

Claims

NSLP Site Claim

[Help](#) | [Logoff](#)

You are in [NSLP Home](#) > [NSLP Claims Index](#) > [NSLP Site Claim](#)

Enter the information into the form. For meal quantities that are unknown or none served, enter zero (0). Click **Save** to save your changes or click **Cancel** to disregard your changes since the last save. Be sure to enter only *whole numbers* (no decimals/cents).

Tse'yaato' High School
(03-01-99-006)

Sponsored by Page Unified District (03-02-08)
2018 Program Year
March
Original Claim
Pending Submission

Regular Claim

Your claim data has been saved successfully.

Breakfast - Severe Need

Number of Days Served:	<input type="text" value="17"/>
Free Meals Served:	<input type="text" value="112"/>
Reduced-Price Meals Served:	<input type="text" value="4"/>
Paid Meals Served:	<input type="text" value="7"/>
Total Meals Served:	123
Participants Approved for Free Meals:	<input type="text" value="39"/>
Participants Approved for Reduced-Price Meals:	<input type="text" value="1"/>
Participants Approved for Paid Meals:	<input type="text" value="9"/>
Participants Enrolled:	<input type="text" value="48"/>

Lunch - High Rate

Number of Days Served:	<input type="text" value="17"/>
Free Meals Served:	<input type="text" value="297"/>
Reduced-Price Meals Served:	<input type="text" value="4"/>
Paid Meals Served:	<input type="text" value="33"/>
Total Meals Served:	334
Participants Approved for Free Meals:	<input type="text" value="39"/>
Participants Approved for Reduced-Price Meals:	<input type="text" value="1"/>
Participants Approved for Paid Meals:	<input type="text" value="9"/>
Participants Enrolled:	<input type="text" value="48"/>

Attendance Factor

Attendance Factor: 62.29 %

[Save](#)

[Delete](#)

[Cancel](#)



National School Lunch Program - NSLP

[Applications](#) [Claims](#) [CNP Overview](#)

You are logged in as Millie Calamity

Claims

Meal Service Summary

[Help](#) | [Logoff](#)

You are in [NSLP Home](#) > [NSLP Claims Index](#) > Meal Service Summary

Calendar Year:
Month:

Page Unified District (03-02-08)

Accurate as of 5/2/2018 11:20:43 AM

2018 April

Meal	Count	Rate	Amount
Breakfast - High Rate or At-Risk			
Free Meals Served	24,758	N/A	\$ 51,744.22
Reduced-Price Meals Served	192	N/A	343.68
Paid Meals Served	4,812	0.3000	1,443.60
Total:			\$ 53,531.50
Lunch - High Rate or At-Risk			
Free Meals Served	24,713	3.2500	\$ 80,317.25
Reduced-Price Meals Served	302	2.8500	860.70
Paid Meals Served	4,967	0.3300	1,639.11
Add-On for Menu Certification	29,982	0.0600	1,798.92
Total:			\$ 84,615.98
Afternoon Snack - High Rate or At-Risk			
Free Meals Served	2,197	0.8800	\$ 1,933.36
Total:			\$ 1,933.36
Month Total:			\$ 140,080.84

Claims

NSLP Site Claim

[Help](#) | [Logoff](#)

You are in NSLP Home > NSLP Claims Index > NSLP Site Claim

Enter the information into the form. For meal quantities that are unknown or none served, enter zero (0). Click **Save** to save your changes or click **Cancel** to disregard your changes since the last save. Be sure to enter only *whole numbers* (no decimals/cents).

Desert View Elementary Intermediate
(03-02-08-101)

Sponsored by Page Unified District (03-02-08)
 2018 Program Year
 April
 Original Claim
 Pending Submission

Regular Claim

Your claim data has been saved successfully.

Breakfast - Severe Need	
Number of Days Served:	<input type="text" value="19"/>
Free Meals Served:	9004
Reduced-Price Meals Served:	0
Paid Meals Served:	1800
Total Meals Served:	<input type="text" value="10804"/>
Participants Enrolled:	<input type="text" value="739"/>
Lunch - High Rate	
Number of Days Served:	<input type="text" value="19"/>
Free Meals Served:	9273
Reduced-Price Meals Served:	0
Paid Meals Served:	1853
Total Meals Served:	<input type="text" value="11126"/>
Participants Enrolled:	<input type="text" value="739"/>
Afternoon Snack - High Rate	
Number of Days Served:	<input type="text" value="0"/>
Free Meals Served:	<input type="text" value="0"/>
Participants Enrolled:	<input type="text" value="0"/>
Attendance Factor	
Attendance Factor:	93.49 %
CEP Percentages	
Breakfast CEP Percentage:	52.09 %
Lunch CEP Percentage:	52.09 %

National School Lunch Program - NSLP

[Applications](#)
[Claims](#)
[CNP Overview](#)

You are logged in as Millie Calamity

Claims

NSLP Site Claim

[Help](#)
[Logoff](#)

You are in [NSLP Home](#) > [NSLP Claims Index](#) > [NSLP Site Claim](#)

Enter the information into the form. For meal quantities that are unknown or none served, enter zero (0). Click **Save** to save your changes or click **Cancel** to disregard your changes since the last save. Be sure to enter only *whole numbers* (no decimals/cents).

Lake View Elementary Primary
(03-02-08-102)

Sponsored by Page Unified District (03-02-08)
 2018 Program Year
 April
 Original Claim
 Pending Submission

Regular Claim

Your claim data has been saved successfully.

Breakfast - Severe Need

Number of Days Served:	<input type="text" value="19"/>
Free Meals Served:	7548
Reduced-Price Meals Served:	0
Paid Meals Served:	1509
Total Meals Served:	<input type="text" value="9057"/>
Participants Enrolled:	<input type="text" value="555"/>

Lunch - High Rate

Number of Days Served:	<input type="text" value="19"/>
Free Meals Served:	7262
Reduced-Price Meals Served:	0
Paid Meals Served:	1451
Total Meals Served:	<input type="text" value="8713"/>
Participants Enrolled:	<input type="text" value="555"/>

Afternoon Snack - High Rate

Number of Days Served:	<input type="text" value="16"/>
Free Meals Served:	<input type="text" value="1728"/>
Participants Enrolled:	<input type="text" value="139"/>

Attendance Factor

Attendance Factor:	90.18 %
--------------------	---------

CEP Percentages

Breakfast CEP Percentage:	52.09 %
Lunch CEP Percentage:	52.09 %

Created by Millie Calamity on 5/2/2018 at 9:02:43 AM
 Modified by Millie Calamity on 5/2/2018 at 10:48:36 AM

[Save](#)

[Delete](#)

[Cancel](#)

Claims

NSLP Site Claim

[Help](#) | [Logoff](#)

You are in NSLP Home > NSLP Claims Index > NSLP Site Claim

Enter the information into the form. For meal quantities that are unknown or none served, enter zero (0). Click **Save** to save your changes or click **Cancel** to disregard your changes since the last save. Be sure to enter only *whole numbers* (no decimals/cents).

Page Middle School
 (03-02-08-106)

Sponsored by Page Unified District (03-02-08)
 2018 Program Year
 April
 Original Claim
 Pending Submission

Regular Claim

Your claim data has been saved successfully.

Breakfast - Severe Need

Number of Days Served:	<input type="text" value="19"/>
Free Meals Served:	6432
Reduced-Price Meals Served:	0
Paid Meals Served:	1286
Total Meals Served:	<input type="text" value="7718"/>
Participants Enrolled:	<input type="text" value="642"/>

Lunch - High Rate

Number of Days Served:	<input type="text" value="19"/>
Free Meals Served:	5493
Reduced-Price Meals Served:	0
Paid Meals Served:	1098
Total Meals Served:	<input type="text" value="6591"/>
Participants Enrolled:	<input type="text" value="642"/>

Afternoon Snack - High Rate

Number of Days Served:	<input type="text" value="16"/>
Free Meals Served:	<input type="text" value="469"/>
Participants Enrolled:	<input type="text" value="642"/>

Attendance Factor

Attendance Factor:	92.36 %
--------------------	---------

CEP Percentages

Breakfast CEP Percentage:	52.09 %
Lunch CEP Percentage:	52.09 %

Claims

NSLP Site Claim

[Help](#) |
 [Logoff](#)

You are in [NSLP Home](#) > [NSLP Claims Index](#) > [NSLP Site Claim](#)

Enter the information into the form. For meal quantities that are unknown or none served, enter zero (0). Click **Save** to save your changes or click **Cancel** to disregard your changes since the last save. Be sure to enter only *whole numbers* (no decimals/cents).

Page High School (03-02-08-209)

Sponsored by Page Unified District (03-02-08)
 2018 Program Year
 April
 Original Claim
 Pending Submission

Regular Claim

Your claim data has been saved successfully.

Breakfast - Severe Need

Number of Days Served:	<input type="text" value="19"/>
Free Meals Served:	<input type="text" value="1655"/>
Reduced-Price Meals Served:	<input type="text" value="189"/>
Paid Meals Served:	<input type="text" value="189"/>
Total Meals Served:	2033
Participants Approved for Free Meals:	<input type="text" value="372"/>
Participants Approved for Reduced-Price Meals:	<input type="text" value="46"/>
Participants Approved for Paid Meals:	<input type="text" value="316"/>
Participants Enrolled:	<input type="text" value="730"/>

Lunch - High Rate

Number of Days Served:	<input type="text" value="19"/>
Free Meals Served:	<input type="text" value="2233"/>
Reduced-Price Meals Served:	<input type="text" value="289"/>
Paid Meals Served:	<input type="text" value="496"/>
Total Meals Served:	3018
Participants Approved for Free Meals:	<input type="text" value="372"/>
Participants Approved for Reduced-Price Meals:	<input type="text" value="46"/>
Participants Approved for Paid Meals:	<input type="text" value="316"/>
Participants Enrolled:	<input type="text" value="730"/>

Afternoon Snack - High Rate

Number of Days Served:	<input type="text" value="0"/>
Free Meals Served:	<input type="text" value="0"/>
Participants Enrolled:	<input type="text" value="0"/>

Attendance Factor

Attendance Factor: 90.17 %



National School Lunch Program - NSLP

[Applications](#) | [Claims](#) | [CNP Overview](#)

You are logged in as Millie Calamity

Claims

NSLP Site Claim

[Help](#) | [Logoff](#)You are in [NSLP Home](#) > [NSLP Claims Index](#) > NSLP Site Claim

Enter the information into the form. For meal quantities that are unknown or none served, enter zero (0). Click **Save** to save your changes or click **Cancel** to disregard your changes since the last save. Be sure to enter only *whole numbers* (no decimals/cents).

Manson Mesa High School (03-02-08-210)

Sponsored by Page Unified District (03-02-08)

2018 Program Year

April

Original Claim

Pending Submission

Regular Claim

Your claim data has been saved successfully.

Breakfast - Severe Need

Number of Days Served:

Free Meals Served: 46

Reduced-Price Meals Served: 0

Paid Meals Served: 9

Total Meals Served: Participants Enrolled:

Lunch - High Rate

Number of Days Served:

Free Meals Served: 148

Reduced-Price Meals Served: 0

Paid Meals Served: 30

Total Meals Served: Participants Enrolled:

Attendance Factor

Attendance Factor: 79.61 %

CEP Percentages

Breakfast CEP Percentage: 52.09 %

Lunch CEP Percentage: 52.09 %

Created by Millie Calamity on 5/2/2018 at 9:21:20 AM
Modified by Millie Calamity on 5/2/2018 at 10:51:47 AM

[Save](#)[Delete](#)[Cancel](#)

National School Lunch Program - NSLP

[Applications](#) |
 [Claims](#) |
 [CNP Overview](#)

You are logged in as Millie Calamity

Claims

NSLP Site Claim

[Help](#) |
 [Logout](#)

You are in NSLP Home > NSLP Claims Index > NSLP Site Claim

Enter the information into the form. For meal quantities that are unknown or none served, enter zero (0). Click **Save** to save your changes or click **Cancel** to disregard your changes since the last save. Be sure to enter only *whole numbers* (no decimals/cents).

Tse'yaato' High School (03-01-99-006)

Sponsored by Page Unified District (03-02-08)

2018 Program Year

April

Original Claim

Pending Submission

Regular Claim

Your claim data has been saved successfully.

Breakfast - Severe Need

Number of Days Served:	<input type="text" value="20"/>
Free Meals Served:	<input type="text" value="73"/>
Reduced-Price Meals Served:	<input type="text" value="3"/>
Paid Meals Served:	<input type="text" value="19"/>
Total Meals Served:	95
Participants Approved for Free Meals:	<input type="text" value="39"/>
Participants Approved for Reduced-Price Meals:	<input type="text" value="1"/>
Participants Approved for Paid Meals:	<input type="text" value="8"/>
Participants Enrolled:	<input type="text" value="45"/>

Lunch - High Rate

Number of Days Served:	<input type="text" value="20"/>
Free Meals Served:	<input type="text" value="304"/>
Reduced-Price Meals Served:	<input type="text" value="13"/>
Paid Meals Served:	<input type="text" value="39"/>
Total Meals Served:	356
Participants Approved for Free Meals:	<input type="text" value="39"/>
Participants Approved for Reduced-Price Meals:	<input type="text" value="1"/>
Participants Approved for Paid Meals:	<input type="text" value="8"/>
Participants Enrolled:	<input type="text" value="45"/>

Attendance Factor

Attendance Factor: 62.29 %



National School Lunch Program - NSLP

[Applications](#) | [Claims](#) | [CNP Overview](#)

You are logged in as Millie Calamity

Claims

Meal Service Summary

[Help](#) | [Logoff](#)You are in [NSLP Home](#) > [NSLP Claims Index](#) > Meal Service SummaryCalendar Year: Month:

Page Unified District (03-02-08)

Accurate as of 6/5/2018 4:52:16 PM

2018 May

Meal	Count	Rate	Amount
Breakfast - High Rate or At-Risk			
Free Meals Served	23,716	N/A	\$ 49,566.44
Reduced-Price Meals Served	123	N/A	220.17
Paid Meals Served	4,591	0.3000	1,377.30
Total:			\$ 51,163.91
Lunch - High Rate or At-Risk			
Free Meals Served	23,393	3.2500	\$ 76,027.25
Reduced-Price Meals Served	238	2.8500	678.30
Paid Meals Served	4,690	0.3300	1,547.70
Add-On for Menu Certification	28,321	0.0600	1,699.26
Total:			\$ 79,952.51
Afternoon Snack - High Rate or At-Risk			
Free Meals Served	1,222	0.8800	\$ 1,075.36
Total:			\$ 1,075.36
Month Total:			\$ 132,191.78



National School Lunch Program - NSLP

[Applications](#) [Claims](#) [CNP Overview](#)

You are logged in as Millie Calamity

Claims

NSLP Site Claim

[Help](#) [Logoff](#)

You are in [NSLP Home](#) > [NSLP Claims Index](#) > [NSLP Site Claim](#)

Enter the information into the form. For meal quantities that are unknown or none served, enter zero (0). Click **Save** to save your changes or click **Cancel** to disregard your changes since the last save. Be sure to enter only *whole numbers* (no decimals/cents).

Desert View Elementary Intermediate (03-02-08-101)

Sponsored by Page Unified District (03-02-08)

2018 Program Year

May

Original Claim

Pending Submission

Regular Claim

Your claim data has been saved successfully.

Breakfast - Severe Need

Number of Days Served:

Free Meals Served: 8419

Reduced-Price Meals Served: 0

Paid Meals Served: 1683

Total Meals Served:

Participants Enrolled:

Lunch - High Rate

Number of Days Served:

Free Meals Served: 8738

Reduced-Price Meals Served: 0

Paid Meals Served: 1746

Total Meals Served:

Participants Enrolled:

Afternoon Snack - High Rate

Number of Days Served:

Free Meals Served:

Participants Enrolled:

Attendance Factor

Attendance Factor: 93.49 %

CEP Percentages

Breakfast CEP Percentage: 52.09 %

Lunch CEP Percentage: 52.09 %

Save

Delete

Cancel



Claims

NSLP Site Claim

[Help](#) | [Logoff](#)

You are in NSLP Home > NSLP Claims Index > NSLP Site Claim

Enter the information into the form. For meal quantities that are unknown or none served, enter zero (0). Click **Save** to save your changes or click **Cancel** to disregard your changes since the last save. Be sure to enter only *whole numbers* (no decimals/cents).

Lake View Elementary Primary (03-02-08-102)

Sponsored by Page Unified District (03-02-08)
2018 Program Year
May
Original Claim
Pending Submission

Regular Claim

Your claim data has been saved successfully.

Breakfast - Severe Need

Number of Days Served:	19
Free Meals Served:	7516
Reduced-Price Meals Served:	0
Paid Meals Served:	1502
Total Meals Served:	9018
Participants Enrolled:	554

Lunch - High Rate

Number of Days Served:	19
Free Meals Served:	7135
Reduced-Price Meals Served:	0
Paid Meals Served:	1426
Total Meals Served:	8561
Participants Enrolled:	554

Afternoon Snack - High Rate

Number of Days Served:	7
Free Meals Served:	767
Participants Enrolled:	139

Attendance Factor

Attendance Factor:	90.18 %
--------------------	---------

CEP Percentages

Breakfast CEP Percentage:	52.09 %
Lunch CEP Percentage:	52.09 %



National School Lunch Program - NSLP

[Applications](#) [Claims](#) [CNP Overview](#)

You are logged in as Millie Calamity

Claims

NSLP Site Claim

[Help](#) | [Logoff](#)

You are in NSLP Home > NSLP Claims Index > NSLP Site Claim

Enter the information into the form. For meal quantities that are unknown or none served, enter zero (0). Click **Save** to save your changes or click **Cancel** to disregard your changes since the last save. Be sure to enter only *whole numbers* (no decimals/cents).

Page Middle School (03-02-08-106)

Sponsored by Page Unified District (03-02-08)
2018 Program Year
May
Original Claim
Pending Submission

Regular Claim

Your claim data has been saved successfully.

Breakfast - Severe Need

Number of Days Served:	19
Free Meals Served:	6154
Reduced-Price Meals Served:	0
Paid Meals Served:	1230
Total Meals Served:	7384
Participants Enrolled:	643

Lunch - High Rate

Number of Days Served:	19
Free Meals Served:	5329
Reduced-Price Meals Served:	0
Paid Meals Served:	1065
Total Meals Served:	6394
Participants Enrolled:	643

Afternoon Snack - High Rate

Number of Days Served:	7
Free Meals Served:	267
Participants Enrolled:	643

Attendance Factor

Attendance Factor:	92.36 %
--------------------	---------

CEP Percentages

Breakfast CEP Percentage:	52.09 %
Lunch CEP Percentage:	52.09 %

[Save](#)[Delete](#)[Cancel](#)



National School Lunch Program - NSLP

[Applications](#) | [Claims](#) | [CNP Overview](#)

You are logged in as Millie Calamity

Claims

NSLP Site Claim

[Help](#) | [Logoff](#)You are in [NSLP Home](#) > [NSLP Claims Index](#) > NSLP Site Claim

Enter the information into the form. For meal quantities that are unknown or none served, enter zero (0). Click **Save** to save your changes or click **Cancel** to disregard your changes since the last save. Be sure to enter only *whole numbers* (no decimals/cents).

Manson Mesa High School (03-02-08-210)

Sponsored by Page Unified District (03-02-08)
2018 Program Year
May
Original Claim
Pending Submission

Regular Claim

Your claim data has been saved successfully.

Breakfast - Severe Need

Number of Days Served:	19
Free Meals Served:	38
Reduced-Price Meals Served:	0
Paid Meals Served:	8
Total Meals Served:	46
Participants Enrolled:	45

Lunch - High Rate

Number of Days Served:	19
Free Meals Served:	123
Reduced-Price Meals Served:	0
Paid Meals Served:	24
Total Meals Served:	147
Participants Enrolled:	45

Attendance Factor

Attendance Factor:	79.61 %
--------------------	---------

CEP Percentages

Breakfast CEP Percentage:	52.09 %
Lunch CEP Percentage:	52.09 %

Created by Millie Calamity on 6/5/2018 at 4:42:29 PM
Modified by Millie Calamity on 6/5/2018 at 4:43:21 PM

[Save](#)[Delete](#)[Cancel](#)



Claims

NSLP Site Claim

[? Help](#) | [Logoff](#)

You are in NSLP Home > NSLP Claims Index > NSLP Site Claim

Enter the information into the form. For meal quantities that are unknown or none served, enter zero (0). Click **Save** to save your changes or click **Cancel** to disregard your changes since the last save. Be sure to enter only *whole numbers* (no decimals/cents).

Page High School (03-02-08-209)

Sponsored by Page Unified District (03-02-08)

2018 Program Year

May

Original Claim

Pending Submission

Regular Claim

Your claim data has been saved successfully.

Breakfast - Severe Need

Number of Days Served:	19
Free Meals Served:	1514
Reduced-Price Meals Served:	118
Paid Meals Served:	161
Total Meals Served:	1793
Participants Approved for Free Meals:	374
Participants Approved for Reduced-Price Meals:	46
Participants Approved for Paid Meals:	316
Participants Enrolled:	730

Lunch - High Rate

Number of Days Served:	19
Free Meals Served:	1823
Reduced-Price Meals Served:	229
Paid Meals Served:	396
Total Meals Served:	2448
Participants Approved for Free Meals:	374
Participants Approved for Reduced-Price Meals:	46
Participants Approved for Paid Meals:	316
Participants Enrolled:	730

Afternoon Snack - High Rate

Number of Days Served:	0
Free Meals Served:	0
Participants Enrolled:	0

Attendance Factor

Attendance Factor: 90.17 %



National School Lunch Program - NSLP

[Applications](#) [Claims](#) [CNP Overview](#)

You are logged in as Millie Calamity

Claims

NSLP Site Claim

[Help](#) | [Logoff](#)You are in [NSLP Home](#) > [NSLP Claims Index](#) > [NSLP Site Claim](#)

Enter the information into the form. For meal quantities that are unknown or none served, enter zero (0). Click **Save** to save your changes or click **Cancel** to disregard your changes since the last save. Be sure to enter only *whole numbers* (no decimals/cents).

Tse'yaato' High School (03-01-99-006)

Sponsored by Page Unified District (03-02-08)
2018 Program Year
May
Original Claim
Pending Submission

Regular Claim

Your claim data has been saved successfully.

Breakfast - Severe Need

Number of Days Served:	19
Free Meals Served:	75
Reduced-Price Meals Served:	5
Paid Meals Served:	7
Total Meals Served:	87
Participants Approved for Free Meals:	34
Participants Approved for Reduced-Price Meals:	1
Participants Approved for Paid Meals:	4
Participants Enrolled:	36

Lunch - High Rate

Number of Days Served:	19
Free Meals Served:	245
Reduced-Price Meals Served:	9
Paid Meals Served:	33
Total Meals Served:	287
Participants Approved for Free Meals:	34
Participants Approved for Reduced-Price Meals:	1
Participants Approved for Paid Meals:	4
Participants Enrolled:	36

Attendance Factor

Attendance Factor:	62.29 %
--------------------	---------

[Save](#)[Delete](#)[Cancel](#)

Claims

Meal Service Summary

[Help](#) | [Logoff](#)

You are in SFSP Home > SFSP-SW Claims Index > Meal Service Summary

Calendar Year:

2018

▼

Month:

June

▼

Page Unified District (03-02-08)

Accurate as of 7/2/2018 10:05:57 AM

2018 June

Meal	Count	Rate	Amount
Seamless Waiver - Breakfast - High Rate or At-Risk			
Free Meals Served	2,250	N/A	\$ 4,702.50
		Total:	\$ 4,702.50
Seamless Waiver - Lunch - High Rate or At-Risk			
Free Meals Served	4,013	3.2500	\$ 13,042.25
Add-On for Menu Certification	4,013	0.0600	240.78
		Total:	\$ 13,283.03
		Month Total:	\$ 17,985.53



Summer Food Service Program - SFSP

Applications

Claims

CNP Overview

You are logged in as Millie Calamity

Claims

SFSP Site Claim

[Help](#) | [Logout](#)

You are in [SFSP Home](#) > [SFSP-SW Claims Index](#) > SFSP Site Claim

Enter the information into the form. For meal quantities that are unknown or none served, enter zero (0). Click **Save** to save your changes or click **Cancel** to disregard your changes since the last save. Be sure to enter only *whole numbers* (no decimals/cents).

Page High School (03-02-08-209)

Sponsored by Page Unified District (03-02-08)

2018 Program Year

June

Original Claim

Pending Submission

Regular Claim

Your claim data has been saved successfully.

Seamless Waiver - Breakfast - Severe Need

Number of Days Served:

Meals Served:

Average Number of Participants Per Day:

Seamless Waiver - Lunch - High Rate

Number of Days Served:

Meals Served:

Average Number of Participants Per Day:

Created by Millie Calamity on 7/2/2018 at 10:03:18 AM
Modified by Millie Calamity on 7/2/2018 at 10:03:53 AM

Save

Delete

Cancel

Claims

SFSP Site Claim

[? Help](#) | [Logoff](#)

You are in SFSP Home > SFSP-SW Claims Index > SFSP Site Claim

Enter the information into the form. For meal quantities that are unknown or none served, enter zero (0). Click **Save** to save your changes or click **Cancel** to disregard your changes since the last save. Be sure to enter only *whole numbers* (no decimals/cents).

Lake View Elementary Primary
 (03-02-08-102)

Sponsored by Page Unified District (03-02-08)
 2018 Program Year
 June
 Original Claim
 Pending Submission

Regular Claim

Your claim data has been saved successfully.

Seamless Waiver - Breakfast - Severe Need	
Number of Days Served:	20
Meals Served:	1825
Average Number of Participants Per Day:	92
Seamless Waiver - Lunch - High Rate	
Number of Days Served:	20
Meals Served:	2919
Average Number of Participants Per Day:	146

Created by Millie Calamity on 7/2/2018 at 9:35:18 AM
 Modified by Millie Calamity on 7/2/2018 at 9:38:20 AM

Save

Delete

Cancel



National School Lunch Program - NSLP

Applications

Claims

CNP Overview

You are logged in as Millie Calamity

Claims

Meal Service Summary

Help

Logoff

You are in NSLP Home > NSLP Claims Index > Meal Service Summary

Calendar Year:

2018

▼

Month:

August

▼

Page Unified District (03-02-08)

Accurate as of 9/14/2018 4:38:01 PM

2018 August

Meal	Count	Rate	Amount
Breakfast - High Rate or At-Risk			
Free Meals Served	24,035	N/A	\$ 51,434.90
Reduced-Price Meals Served	91	N/A	167.44
Paid Meals Served	4,599	0.3100	1,425.69
Total:			\$ 53,028.03
Lunch - High Rate or At-Risk			
Free Meals Served	23,988	3.3300	\$ 79,880.04
Reduced-Price Meals Served	188	2.9300	550.84
Paid Meals Served	4,630	0.3300	1,527.90
Add-On for Menu Certification	28,806	0.0600	1,728.36
Total:			\$ 83,687.14
Afternoon Snack - High Rate or At-Risk			
Free Meals Served	330	0.9100	\$ 300.30
Total:			\$ 300.30
Month Total:			\$ 137,015.47



Claims

NSLP Site Claim

[Help](#) | [Logoff](#)

You are in [NSLP Home](#) > [NSLP Claims Index](#) > NSLP Site Claim

Enter the information into the form. For meal quantities that are unknown or none served, enter zero (0). Click **Save** to save your changes or click **Cancel** to disregard your changes since the last save. Be sure to enter only *whole numbers* (no decimals/cents).

Desert View Elementary Intermediate (03-02-08-101)

Sponsored by Page Unified District (03-02-08)
 2019 Program Year
 August
 Original Claim
 Pending Submission

Regular Claim

Your claim data has been saved successfully.

Breakfast - Severe Need

Number of Days Served:	<input type="text" value="18"/>
Free Meals Served:	7776
Reduced-Price Meals Served:	0
Paid Meals Served:	1554
Total Meals Served:	<input type="text" value="9330"/>
Participants Enrolled:	<input type="text" value="714"/>

Lunch - High Rate

Number of Days Served:	<input type="text" value="18"/>
Free Meals Served:	8259
Reduced-Price Meals Served:	0
Paid Meals Served:	1651
Total Meals Served:	<input type="text" value="9910"/>
Participants Enrolled:	<input type="text" value="714"/>

Afternoon Snack - High Rate

Number of Days Served:	<input type="text" value="0"/>
Free Meals Served:	<input type="text" value="0"/>
Participants Enrolled:	<input type="text" value="0"/>

Attendance Factor

Attendance Factor:	93.05 %
--------------------	---------

CEP Percentages

Breakfast CEP Percentage:	52.09 %
Lunch CEP Percentage:	52.09 %

Created by Millie Calamity on 9/14/2018 at 4:07:43 PM
 Modified by Millie Calamity on 9/14/2018 at 4:16:37 PM

[Save](#)

[Delete](#)

[Cancel](#)



Claims

NSLP Site Claim

[Help](#) | [Logoff](#)

You are in [NSLP Home](#) > [NSLP Claims Index](#) > [NSLP Site Claim](#)

Enter the information into the form. For meal quantities that are unknown or none served, enter zero (0). Click **Save** to save your changes or click **Cancel** to disregard your changes since the last save. Be sure to enter only *whole numbers* (no decimals/cents).

Lake View Elementary Primary
(03-02-08-102)

Sponsored by Page Unified District (03-02-08)
2019 Program Year
August
Original Claim
Pending Submission

Regular Claim

Your claim data has been saved successfully.

Breakfast - Severe Need	
Number of Days Served:	<input type="text" value="18"/>
Free Meals Served:	7493
Reduced-Price Meals Served:	0
Paid Meals Served:	1497
Total Meals Served:	<input type="text" value="8990"/>
Participants Enrolled:	<input type="text" value="593"/>
Lunch - High Rate	
Number of Days Served:	<input type="text" value="18"/>
Free Meals Served:	6891
Reduced-Price Meals Served:	0
Paid Meals Served:	1377
Total Meals Served:	<input type="text" value="8268"/>
Participants Enrolled:	<input type="text" value="593"/>
Afternoon Snack - High Rate	
Number of Days Served:	<input type="text" value="4"/>
Free Meals Served:	<input type="text" value="330"/>
Participants Enrolled:	<input type="text" value="98"/>
Attendance Factor	
Attendance Factor:	90.19 %
CEP Percentages	
Breakfast CEP Percentage:	52.09 %
Lunch CEP Percentage:	52.09 %

Created by Millie Calamity on 9/14/2018 at 4:11:01 PM
Modified by Millie Calamity on 9/14/2018 at 4:15:47 PM



National School Lunch Program - NSLP

[Applications](#) | [Claims](#) | [CNP Overview](#)

You are logged in as Millie Calamity

Claims

NSLP Site Claim

[? Help](#) | [Logoff](#)You are in [NSLP Home](#) > [NSLP Claims Index](#) > [NSLP Site Claim](#)

Enter the information into the form. For meal quantities that are unknown or none served, enter zero (0). Click **Save** to save your changes or click **Cancel** to disregard your changes since the last save. Be sure to enter only *whole numbers* (no decimals/cents).

Manson Mesa High School
(03-02-08-210)

Sponsored by Page Unified District (03-02-08)
2019 Program Year
August
Original Claim
Pending Submission

Regular Claim

Your claim data has been saved successfully.

Breakfast - Severe Need

Number of Days Served:	<input type="text" value="18"/>
Free Meals Served:	58
Reduced-Price Meals Served:	0
Paid Meals Served:	12
Total Meals Served:	<input type="text" value="70"/>
Participants Enrolled:	<input type="text" value="40"/>

Lunch - High Rate

Number of Days Served:	<input type="text" value="18"/>
Free Meals Served:	73
Reduced-Price Meals Served:	0
Paid Meals Served:	15
Total Meals Served:	<input type="text" value="88"/>
Participants Enrolled:	<input type="text" value="40"/>

Attendance Factor

Attendance Factor:	79.66 %
--------------------	---------

CEP Percentages

Breakfast CEP Percentage:	52.09 %
Lunch CEP Percentage:	52.09 %

Created by Millie Calamity on 9/14/2018 at 4:18:31 PM
Modified by Millie Calamity on 9/14/2018 at 4:37:16 PM

[Save](#)[Delete](#)[Cancel](#)



National School Lunch Program - NSLP

[Applications](#) | [Claims](#) | [CNP Overview](#)

You are logged in as Millie Calamity

Claims

NSLP Site Claim

[Help](#) | [Logoff](#)You are in [NSLP Home](#) > [NSLP Claims Index](#) > [NSLP Site Claim](#)

Enter the information into the form. For meal quantities that are unknown or none served, enter zero (0). Click **Save** to save your changes or click **Cancel** to disregard your changes since the last save. Be sure to enter only *whole numbers* (no decimals/cents).

Page Middle School (03-02-08-106)

Sponsored by Page Unified District (03-02-08)
2019 Program Year
August
Original Claim
Pending Submission

Regular Claim

Your claim data has been saved successfully.

Breakfast - Severe Need

Number of Days Served:

Free Meals Served: 7041

Reduced-Price Meals Served: 0

Paid Meals Served: 1407

Total Meals Served: Participants Enrolled:

Lunch - High Rate

Number of Days Served:

Free Meals Served: 6324

Reduced-Price Meals Served: 0

Paid Meals Served: 1264

Total Meals Served: Participants Enrolled:

Afternoon Snack - High Rate

Number of Days Served: Free Meals Served: Participants Enrolled:

Attendance Factor

Attendance Factor: 91.29 %

CEP Percentages

Breakfast CEP Percentage: 52.09 %

Lunch CEP Percentage: 52.09 %

[Save](#)[Delete](#)[Cancel](#)

National School Lunch Program - NSLP

[Applications](#)
[Claims](#)
[CNP Overview](#)

You are logged in as Millie Calamity

Claims

NSLP Site Claim

[Help](#) | [Logoff](#)

You are in [NSLP Home](#) > [NSLP Claims Index](#) > [NSLP Site Claim](#)

Enter the information into the form. For meal quantities that are unknown or none served, enter zero (0). Click **Save** to save your changes or click **Cancel** to disregard your changes since the last save. Be sure to enter only *whole numbers* (no decimals/cents).

Page High School (03-02-08-209)

Sponsored by Page Unified District (03-02-08)
 2019 Program Year
 August
 Original Claim
 Pending Submission

Regular Claim

Your claim data has been saved successfully.

Breakfast - Severe Need

Number of Days Served:	<input type="text" value="18"/>
Free Meals Served:	<input type="text" value="1495"/>
Reduced-Price Meals Served:	<input type="text" value="91"/>
Paid Meals Served:	<input type="text" value="129"/>
Total Meals Served:	1715
Participants Approved for Free Meals:	<input type="text" value="577"/>
Participants Approved for Reduced-Price Meals:	<input type="text" value="35"/>
Participants Approved for Paid Meals:	<input type="text" value="267"/>
Participants Enrolled:	<input type="text" value="879"/>

Lunch - High Rate

Number of Days Served:	<input type="text" value="18"/>
Free Meals Served:	<input type="text" value="1940"/>
Reduced-Price Meals Served:	<input type="text" value="188"/>
Paid Meals Served:	<input type="text" value="323"/>
Total Meals Served:	2451
Participants Approved for Free Meals:	<input type="text" value="577"/>
Participants Approved for Reduced-Price Meals:	<input type="text" value="35"/>
Participants Approved for Paid Meals:	<input type="text" value="267"/>
Participants Enrolled:	<input type="text" value="879"/>

Afternoon Snack - High Rate

Number of Days Served:	<input type="text" value="0"/>
Free Meals Served:	<input type="text" value="0"/>
Participants Enrolled:	<input type="text" value="0"/>

Attendance Factor

Attendance Factor: 91.03 %



Claims

NSLP Site Claim

[Help](#) | [Logoff](#)

You are in NSLP Home > NSLP Claims Index > NSLP Site Claim

Enter the information into the form. For meal quantities that are unknown or none served, enter zero (0). Click **Save** to save your changes or click **Cancel** to disregard your changes since the last save. Be sure to enter only *whole numbers* (no decimals/cents).

Tse'yaato' High School
(03-01-99-006)

Sponsored by Page Unified District (03-02-08)
 2019 Program Year
 August
 Original Claim
 Pending Submission

Regular Claim

Your claim data has been saved successfully.

Breakfast - Severe Need	
Number of Days Served:	18
Free Meals Served:	172
Reduced-Price Meals Served:	0
Paid Meals Served:	0
Total Meals Served:	172
Participants Enrolled:	65
Lunch - High Rate	
Number of Days Served:	18
Free Meals Served:	501
Reduced-Price Meals Served:	0
Paid Meals Served:	0
Total Meals Served:	501
Participants Enrolled:	65
Attendance Factor	
Attendance Factor:	72.84 %
CEP Percentages	
Breakfast CEP Percentage:	63.83 %
Lunch CEP Percentage:	63.83 %





National School Lunch Program - NSLP

[Applications](#)[Claims](#)[CNP Overview](#)

You are logged in as Millie Calamity

Claims

Meal Service Summary

[Help](#) | [Logoff](#)You are in [NSLP Home](#) > [NSLP Claims Index](#) > Meal Service Summary

Calendar Year:

2018



Month:

September



Page Unified District (03-02-08)

Accurate as of 10/16/2018 4:23:04 PM

2018 September

Meal	Count	Rate	Amount
Breakfast - High Rate or At-Risk			
Free Meals Served	25,564	N/A	\$ 54,706.96
Reduced-Price Meals Served	125	N/A	230.00
Paid Meals Served	4,980	0.3100	1,543.80
Total:			\$ 56,480.76
Lunch - High Rate or At-Risk			
Free Meals Served	25,189	3.3300	\$ 83,879.37
Reduced-Price Meals Served	221	2.9300	647.53
Paid Meals Served	4,969	0.3300	1,639.77
Add-On for Menu Certification	30,379	0.0600	1,822.74
Total:			\$ 87,989.41
Afternoon Snack - High Rate or At-Risk			
Free Meals Served	880	0.9100	\$ 800.80
Total:			\$ 800.80
Month Total:			\$ 145,270.97

10/17/18



Claims

NSLP Site Claim

[Help](#) | [Logoff](#)You are in [NSLP Home](#) > [NSLP Claims Index](#) > [NSLP Site Claim](#)

Enter the information into the form. For meal quantities that are unknown or none served, enter zero (0). Click **Save** to save your changes or click **Cancel** to disregard your changes since the last save. Be sure to enter only *whole numbers* (no decimals/cents).

Desert View Elementary Intermediate (03-02-08-101)

Sponsored by Page Unified District (03-02-08)
2019 Program Year
September
Original Claim
Pending Submission

Regular Claim

Your claim data has been saved successfully.

Breakfast - Severe Need

Number of Days Served:	19
Free Meals Served:	8308
Reduced-Price Meals Served:	0
Paid Meals Served:	1660
Total Meals Served:	9968
Participants Enrolled:	696

Lunch - High Rate

Number of Days Served:	19
Free Meals Served:	8754
Reduced-Price Meals Served:	0
Paid Meals Served:	1750
Total Meals Served:	10504
Participants Enrolled:	696

Afternoon Snack - High Rate

Number of Days Served:	4
Free Meals Served:	96
Participants Enrolled:	53

Attendance Factor

Attendance Factor:	93.05 %
--------------------	---------

CEP Percentages

Breakfast CEP Percentage:	52.09 %
Lunch CEP Percentage:	52.09 %



National School Lunch Program - NSLP

[Applications](#) | [Claims](#) | [CNP Overview](#)

You are logged in as Millie Calamity

Claims

NSLP Site Claim

[Help](#) | [Logoff](#)

You are in NSLP Home > NSLP Claims Index > NSLP Site Claim

Enter the information into the form. For meal quantities that are unknown or none served, enter zero (0). Click **Save** to save your changes or click **Cancel** to disregard your changes since the last save. Be sure to enter only *whole numbers* (no decimals/cents).

Lake View Elementary Primary (03-02-08-102)

Sponsored by Page Unified District (03-02-08)
2019 Program Year
September
Original Claim
Pending Submission

Regular Claim

Your claim data has been saved successfully.

Breakfast - Severe Need

Number of Days Served:	<input type="text" value="19"/>
Free Meals Served:	7854
Reduced-Price Meals Served:	0
Paid Meals Served:	1570
Total Meals Served:	<input type="text" value="9424"/>
Participants Enrolled:	<input type="text" value="575"/>

Lunch - High Rate

Number of Days Served:	<input type="text" value="19"/>
Free Meals Served:	7221
Reduced-Price Meals Served:	0
Paid Meals Served:	1443
Total Meals Served:	<input type="text" value="8664"/>
Participants Enrolled:	<input type="text" value="575"/>

Afternoon Snack - High Rate

Number of Days Served:	<input type="text" value="15"/>
Free Meals Served:	<input type="text" value="784"/>
Participants Enrolled:	<input type="text" value="90"/>

Attendance Factor

Attendance Factor:	<input type="text" value="93.2 %"/>
--------------------	-------------------------------------

CEP Percentages

Breakfast CEP Percentage:	52.09 %
Lunch CEP Percentage:	52.09 %

[Save](#)[Delete](#)[Cancel](#)

Claims

NSLP Site Claim

?

Help

Logout

You are in NSLP Home > NSLP Claims Index > NSLP Site Claim

Enter the information into the form. For meal quantities that are unknown or none served, enter zero (0). Click **Save** to save your changes or click **Cancel** to disregard your changes since the last save. Be sure to enter only *whole numbers* (no decimals/cents).

Page Middle School

(03-02-08-106)

Sponsored by Page Unified District (03-02-08)

2019 Program Year

September

Original Claim

Pending Submission

Regular Claim

Your claim data has been saved successfully.

Breakfast - Severe Need	
Number of Days Served:	<input type="text" value="19"/>
Free Meals Served:	7482
Reduced-Price Meals Served:	0
Paid Meals Served:	1495
Total Meals Served:	<input type="text" value="8977"/>
Participants Enrolled:	<input type="text" value="633"/>
Lunch - High Rate	
Number of Days Served:	<input type="text" value="19"/>
Free Meals Served:	6337
Reduced-Price Meals Served:	0
Paid Meals Served:	1266
Total Meals Served:	<input type="text" value="7603"/>
Participants Enrolled:	<input type="text" value="633"/>
Afternoon Snack - High Rate	
Number of Days Served:	<input type="text" value="0"/>
Free Meals Served:	<input type="text" value="0"/>
Participants Enrolled:	<input type="text" value="0"/>
Attendance Factor	
Attendance Factor:	<input type="text" value="91.29 %"/>
CEP Percentages	
Breakfast CEP Percentage:	52.09 %
Lunch CEP Percentage:	52.09 %

Claims

NSLP Site Claim

[Help](#) | [Logoff](#)

You are in [NSLP Home](#) > [NSLP Claims Index](#) > [NSLP Site Claim](#)

Enter the information into the form. For meal quantities that are unknown or none served, enter zero (0). Click **Save** to save your changes or click **Cancel** to disregard your changes since the last save. Be sure to enter only *whole numbers* (no decimals/cents).

Page High School (03-02-08-209)

Sponsored by Page Unified District (03-02-08)
2019 Program Year
September
Original Claim
Pending Submission

Regular Claim

Your claim data has been saved successfully.

Breakfast - Severe Need

Number of Days Served:	<input type="text" value="19"/>
Free Meals Served:	<input type="text" value="1671"/>
Reduced-Price Meals Served:	<input type="text" value="125"/>
Paid Meals Served:	<input type="text" value="242"/>
Total Meals Served:	2038
Participants Approved for Free Meals:	<input type="text" value="555"/>
Participants Approved for Reduced-Price Meals:	<input type="text" value="34"/>
Participants Approved for Paid Meals:	<input type="text" value="417"/>
Participants Enrolled:	<input type="text" value="820"/>

Lunch - High Rate

Number of Days Served:	<input type="text" value="19"/>
Free Meals Served:	<input type="text" value="2300"/>
Reduced-Price Meals Served:	<input type="text" value="221"/>
Paid Meals Served:	<input type="text" value="491"/>
Total Meals Served:	3012
Participants Approved for Free Meals:	<input type="text" value="555"/>
Participants Approved for Reduced-Price Meals:	<input type="text" value="34"/>
Participants Approved for Paid Meals:	<input type="text" value="417"/>
Participants Enrolled:	<input type="text" value="820"/>

Afternoon Snack - High Rate

Number of Days Served:	<input type="text" value="0"/>
Free Meals Served:	<input type="text" value="0"/>
Participants Enrolled:	<input type="text" value="0"/>

Attendance Factor

Attendance Factor:	91.03 %
--------------------	---------



National School Lunch Program - NSLP

[Applications](#) [Claims](#) [CNP Overview](#)

You are logged in as Millie Calamity

Claims

NSLP Site Claim

[Help](#) | [Logout](#)

You are in NSLP Home > NSLP Claims Index > NSLP Site Claim

Enter the information into the form. For meal quantities that are unknown or none served, enter zero (0). Click **Save** to save your changes or click **Cancel** to disregard your changes since the last save. Be sure to enter only *whole numbers* (no decimals/cents).

Manson Mesa High School (03-02-08-210)

Sponsored by Page Unified District (03-02-08)

2019 Program Year

September

Original Claim

Pending Submission

Regular Claim

Your claim data has been saved successfully.

Breakfast - Severe Need

Number of Days Served: Free Meals Served: Reduced-Price Meals Served: Paid Meals Served: Total Meals Served: Participants Enrolled:

Lunch - High Rate

Number of Days Served: Free Meals Served: Reduced-Price Meals Served: Paid Meals Served: Total Meals Served: Participants Enrolled:

Attendance Factor

Attendance Factor:

CEP Percentages

Breakfast CEP Percentage: Lunch CEP Percentage: [Save](#)[Delete](#)[Cancel](#)



National School Lunch Program - NSLP

[Applications](#) [Claims](#) [CNP Overview](#)

You are logged in as Millie Calamity

Claims

NSLP Site Claim

[? Help](#) | [Logoff](#)You are in [NSLP Home](#) > [NSLP Claims Index](#) > [NSLP Site Claim](#)

Enter the information into the form. For meal quantities that are unknown or none served, enter zero (0). Click **Save** to save your changes or click **Cancel** to disregard your changes since the last save. Be sure to enter only *whole numbers* (no decimals/cents).

Tse'yaato' High School (03-01-99-006)

Sponsored by Page Unified District (03-02-08)

2019 Program Year

September

Original Claim

Pending Submission

Regular Claim

Your claim data has been saved successfully.

Breakfast - Severe Need

Number of Days Served:

Free Meals Served: 182

Reduced-Price Meals Served: 0

Paid Meals Served: 0

Total Meals Served: Participants Enrolled:

Lunch - High Rate

Number of Days Served:

Free Meals Served: 484

Reduced-Price Meals Served: 0

Paid Meals Served: 0

Total Meals Served: Participants Enrolled:

Attendance Factor

Attendance Factor:

CEP Percentages

Breakfast CEP Percentage: 63.83 %

Lunch CEP Percentage: 63.83 %

Created by Millie Calamity on 10/1/2018 at 1:42:57 PM
Modified by Millie Calamity on 10/1/2018 at 1:44:22 PM

[Save](#)[Delete](#)[Cancel](#)

National School Lunch Program - NSLP

Applications Claims **CNP Overview**

You are logged in as Millie Calamity

Claims

Meal Service Summary

[Help](#) | [Logoff](#)

You are in NSLP Home > NSLP Claims Index > Meal Service Summary

Calendar Year:
 Month:

Page Unified District (03-02-08)

Accurate as of 11/2/2018 2:08:14 PM

2018 October

Meal	Count	Rate	Amount
Breakfast - High Rate or At-Risk			
Free Meals Served	27,386	N/A	\$ 58,606.04
Reduced-Price Meals Served	190	N/A	349.60
Paid Meals Served	5,357	0.3100	1,660.67
Total:			\$ 60,616.31
Lunch - High Rate or At-Risk			
Free Meals Served	27,424	3.3300	\$ 91,321.92
Reduced-Price Meals Served	309	2.9300	905.37
Paid Meals Served	5,469	0.3300	1,804.77
Add-On for Menu Certification	33,202	0.0600	1,992.12
Total:			\$ 96,024.18
Afternoon Snack - High Rate or At-Risk			
Free Meals Served	901	0.9100	\$ 819.91
Total:			\$ 819.91
Month Total:			\$ 157,460.40

[Handwritten Signature] 11/5/18

National School Lunch Program - NSLP

Applications Claims **CNP Overview**

You are logged in as Millie Calamity

Claims

NSLP Site Claim

[Help](#) | [Logoff](#)

You are in [NSLP Home](#) > [NSLP Claims Index](#) > NSLP Site Claim

Enter the information into the form. For meal quantities that are unknown or none served, enter zero (0). Click **Save** to save your changes or click **Cancel** to disregard your changes since the last save. Be sure to enter only *whole numbers* (no decimals/cents).

Desert View Elementary Intermediate (03-02-08-101)

Sponsored by Page Unified District (03-02-08)
2019 Program Year
October
Original Claim
Pending Submission

Regular Claim

Your claim data has been saved successfully.

Breakfast - Severe Need

Number of Days Served:	<input type="text" value="21"/>
Free Meals Served:	8824
Reduced-Price Meals Served:	0
Paid Meals Served:	1763
Total Meals Served:	<input type="text" value="10587"/>
Participants Enrolled:	<input type="text" value="697"/>

Lunch - High Rate

Number of Days Served:	<input type="text" value="21"/>
Free Meals Served:	9760
Reduced-Price Meals Served:	0
Paid Meals Served:	1950
Total Meals Served:	<input type="text" value="11710"/>
Participants Enrolled:	<input type="text" value="697"/>

Afternoon Snack - High Rate

Number of Days Served:	<input type="text" value="12"/>
Free Meals Served:	<input type="text" value="236"/>
Participants Enrolled:	<input type="text" value="57"/>

Attendance Factor

Attendance Factor:	93.05 %
--------------------	---------

CEP Percentages

Breakfast CEP Percentage:	52.09 %
Lunch CEP Percentage:	52.09 %

Save

Delete

Cancel

National School Lunch Program - NSLP

Applications Claims **CNP Overview**

You are logged in as Millie Calamity

Claims

NSLP Site Claim

[Help](#) | [Logoff](#)

You are in [NSLP Home](#) > [NSLP Claims Index](#) > [NSLP Site Claim](#)

Enter the information into the form. For meal quantities that are unknown or none served, enter zero (0). Click **Save** to save your changes or click **Cancel** to disregard your changes since the last save. Be sure to enter only *whole numbers* (no decimals/cents).

Lake View Elementary Primary (03-02-08-102)

Sponsored by Page Unified District (03-02-08)
2019 Program Year
October
Original Claim
Pending Submission

Regular Claim

Your claim data has been saved successfully.

Breakfast - Severe Need

Number of Days Served:	<input type="text" value="21"/>
Free Meals Served:	8459
Reduced-Price Meals Served:	0
Paid Meals Served:	1690
Total Meals Served:	<input type="text" value="10149"/>
Participants Enrolled:	<input type="text" value="577"/>

Lunch - High Rate

Number of Days Served:	<input type="text" value="21"/>
Free Meals Served:	8129
Reduced-Price Meals Served:	0
Paid Meals Served:	1625
Total Meals Served:	<input type="text" value="9754"/>
Participants Enrolled:	<input type="text" value="577"/>

Afternoon Snack - High Rate

Number of Days Served:	<input type="text" value="14"/>
Free Meals Served:	<input type="text" value="665"/>
Participants Enrolled:	<input type="text" value="71"/>

Attendance Factor

Attendance Factor:	90.19 %
--------------------	---------

CEP Percentages

Breakfast CEP Percentage:	52.09 %
Lunch CEP Percentage:	52.09 %

Save

Delete

Cancel

National School Lunch Program - NSLP

[Applications](#) | [Claims](#) | [CNP Overview](#)

You are logged in as Millie Calamity

Claims

NSLP Site Claim

[Help](#) | [Logout](#)

You are in [NSLP Home](#) > [NSLP Claims Index](#) > [NSLP Site Claim](#)

Enter the information into the form. For meal quantities that are unknown or none served, enter zero (0). Click **Save** to save your changes or click **Cancel** to disregard your changes since the last save. Be sure to enter only *whole numbers* (no decimals/cents).

Page Middle School (03-02-08-106)

Sponsored by Page Unified District (03-02-08)
2019 Program Year
October
Original Claim
Pending Submission

Regular Claim

Your claim data has been saved successfully.

Breakfast - Severe Need

Number of Days Served:	<input type="text" value="21"/>
Free Meals Served:	8131
Reduced-Price Meals Served:	0
Paid Meals Served:	1625
Total Meals Served:	<input type="text" value="9756"/>
Participants Enrolled:	<input type="text" value="631"/>

Lunch - High Rate

Number of Days Served:	<input type="text" value="21"/>
Free Meals Served:	6554
Reduced-Price Meals Served:	0
Paid Meals Served:	1310
Total Meals Served:	<input type="text" value="7864"/>
Participants Enrolled:	<input type="text" value="631"/>

Afternoon Snack - High Rate

Number of Days Served:	<input type="text" value="0"/>
Free Meals Served:	<input type="text" value="0"/>
Participants Enrolled:	<input type="text" value="0"/>

Attendance Factor

Attendance Factor: 91.29 %

CEP Percentages

Breakfast CEP Percentage:	52.09 %
Lunch CEP Percentage:	52.09 %

National School Lunch Program - NSLP

[Applications](#) [Claims](#) [CNP Overview](#)

You are logged in as Millie Calamity

Claims

NSLP Site Claim

[Help](#) | [Logoff](#)

You are in [NSLP Home](#) > [NSLP Claims Index](#) > NSLP Site Claim

Enter the information into the form. For meal quantities that are unknown or none served, enter zero (0). Click **Save** to save your changes or click **Cancel** to disregard your changes since the last save. Be sure to enter only *whole numbers* (no decimals/cents).

Page High School (03-02-08-209)

Sponsored by Page Unified District (03-02-08)

2019 Program Year

October

Original Claim

Pending Submission

Regular Claim

Your claim data has been saved successfully.

Breakfast - Severe Need

Number of Days Served:	<input type="text" value="21"/>
Free Meals Served:	<input type="text" value="1768"/>
Reduced-Price Meals Served:	<input type="text" value="190"/>
Paid Meals Served:	<input type="text" value="266"/>
Total Meals Served:	2224
Participants Approved for Free Meals:	<input type="text" value="399"/>
Participants Approved for Reduced-Price Meals:	<input type="text" value="40"/>
Participants Approved for Paid Meals:	<input type="text" value="401"/>
Participants Enrolled:	<input type="text" value="828"/>

Lunch - High Rate

Number of Days Served:	<input type="text" value="21"/>
Free Meals Served:	<input type="text" value="2372"/>
Reduced-Price Meals Served:	<input type="text" value="309"/>
Paid Meals Served:	<input type="text" value="554"/>
Total Meals Served:	3235
Participants Approved for Free Meals:	<input type="text" value="399"/>
Participants Approved for Reduced-Price Meals:	<input type="text" value="40"/>
Participants Approved for Paid Meals:	<input type="text" value="401"/>
Participants Enrolled:	<input type="text" value="828"/>

Afternoon Snack - High Rate

Number of Days Served:	<input type="text" value="0"/>
Free Meals Served:	<input type="text" value="0"/>
Participants Enrolled:	<input type="text" value="0"/>

Attendance Factor

Attendance Factor:	91.03 %
--------------------	---------

[Save](#)

[Delete](#)

[Cancel](#)



National School Lunch Program - NSLP

[Applications](#) [Claims](#) [CNP Overview](#)

You are logged in as Millie Calamity

Claims

NSLP Site Claim

[? Help](#) | [Logoff](#)You are in [NSLP Home](#) > [NSLP Claims Index](#) > [NSLP Site Claim](#)

Enter the information into the form. For meal quantities that are unknown or none served, enter zero (0). Click **Save** to save your changes or click **Cancel** to disregard your changes since the last save. Be sure to enter only *whole numbers* (no decimals/cents).

Manson Mesa High School (03-02-08-210)

Sponsored by Page Unified District (03-02-08)
2019 Program Year
October
Original Claim
Pending Submission

Regular Claim

Your claim data has been saved successfully.

Breakfast - Severe Need

Number of Days Served:	<input type="text" value="21"/>
Free Meals Served:	63
Reduced-Price Meals Served:	0
Paid Meals Served:	13
Total Meals Served:	<input type="text" value="76"/>
Participants Enrolled:	<input type="text" value="40"/>

Lunch - High Rate

Number of Days Served:	<input type="text" value="21"/>
Free Meals Served:	153
Reduced-Price Meals Served:	0
Paid Meals Served:	30
Total Meals Served:	<input type="text" value="183"/>
Participants Enrolled:	<input type="text" value="40"/>

Attendance Factor

Attendance Factor:	79.66 %
--------------------	---------

CEP Percentages

Breakfast CEP Percentage:	52.09 %
Lunch CEP Percentage:	52.09 %

Created by Millie Calamity on 11/2/2018 at 11:52:13 AM
Modified by Millie Calamity on 11/2/2018 at 11:53:10 AM

[Save](#)[Delete](#)[Cancel](#)

National School Lunch Program - NSLP

[Applications](#) | [Claims](#) | [CNP Overview](#)

You are logged in as Millie Calamity

Claims

NSLP Site Claim

[Help](#) | [Logoff](#)

You are in NSLP Home > NSLP Claims Index > NSLP Site Claim

Enter the information into the form. For meal quantities that are unknown or none served, enter zero (0). Click **Save** to save your changes or click **Cancel** to disregard your changes since the last save. Be sure to enter only *whole numbers* (no decimals/cents).

Tse'yaato' High School
(03-01-99-006)

Sponsored by Page Unified District (03-02-08)
2019 Program Year
October
Original Claim
Pending Submission

Regular Claim

Your claim data has been saved successfully.

Breakfast - Severe Need

Number of Days Served:	<input type="text" value="21"/>
Free Meals Served:	141
Reduced-Price Meals Served:	0
Paid Meals Served:	0
Total Meals Served:	<input type="text" value="141"/>
Participants Enrolled:	<input type="text" value="58"/>

Lunch - High Rate

Number of Days Served:	<input type="text" value="21"/>
Free Meals Served:	456
Reduced-Price Meals Served:	0
Paid Meals Served:	0
Total Meals Served:	<input type="text" value="456"/>
Participants Enrolled:	<input type="text" value="58"/>

Attendance Factor

Attendance Factor: 72.84 %

CEP Percentages

Breakfast CEP Percentage:	63.83 %
Lunch CEP Percentage:	63.83 %

Created by Millie Calamity on 11/2/2018 at 12:01:04 PM
Modified by Millie Calamity on 11/2/2018 at 12:03:33 PM

[Save](#)
[Delete](#)
[Cancel](#)

National School Lunch Program - NSLP

[Applications](#)
[Claims](#)
[CNP Overview](#)

You are logged in as Millie Calamity

Claims

Meal Service Summary

[? Help](#) |
 [Logoff](#)

You are in [NSLP Home](#) > [NSLP Claims Index](#) > Meal Service Summary

Calendar Year:
 Month:

Page Unified District (03-02-08)

Accurate as of 12/3/2018 4:32:14 PM

2018 November

Meal	Count	Rate	Amount
Breakfast - High Rate or At-Risk			
Free Meals Served	19,864	N/A	\$ 42,508.96
Reduced-Price Meals Served	117	N/A	215.28
Paid Meals Served	3,853	0.3100	1,194.43
Total:			\$ 43,918.67
Lunch - High Rate or At-Risk			
Free Meals Served	20,265	3.3300	\$ 67,482.45
Reduced-Price Meals Served	227	2.9300	665.11
Paid Meals Served	4,058	0.3300	1,339.14
Add-On for Menu Certification	24,550	0.0600	1,473.00
Total:			\$ 70,959.70
Afternoon Snack - High Rate or At-Risk			
Free Meals Served	1,015	0.9100	\$ 923.65
Total:			\$ 923.65
Month Total:			\$ 115,802.02



National School Lunch Program - NSLP

Applications | **Claims** | **CNP Overview**

You are logged in as Millie Calamity

Claims

NSLP Site Claim

[Help](#) | [Logoff](#)

You are in [NSLP Home](#) > [NSLP Claims Index](#) > NSLP Site Claim

Enter the information into the form. For meal quantities that are unknown or none served, enter zero (0). Click **Save** to save your changes or click **Cancel** to disregard your changes since the last save. Be sure to enter only *whole numbers* (no decimals/cents).

Desert View Elementary Intermediate (03-02-08-101)

Sponsored by Page Unified District (03-02-08)
2019 Program Year
November
Original Claim
Pending Submission

Regular Claim

Your claim data has been saved successfully.

Breakfast - Severe Need

Number of Days Served:	<input type="text" value="16"/>
Free Meals Served:	6467
Reduced-Price Meals Served:	0
Paid Meals Served:	1293
Total Meals Served:	<input type="text" value="7760"/>
Participants Enrolled:	<input type="text" value="703"/>

Lunch - High Rate

Number of Days Served:	<input type="text" value="16"/>
Free Meals Served:	7146
Reduced-Price Meals Served:	0
Paid Meals Served:	1428
Total Meals Served:	<input type="text" value="8574"/>
Participants Enrolled:	<input type="text" value="703"/>

Afternoon Snack - High Rate

Number of Days Served:	<input type="text" value="12"/>
Free Meals Served:	<input type="text" value="277"/>
Participants Enrolled:	<input type="text" value="39"/>

Attendance Factor

Attendance Factor:	93.05 %
--------------------	---------

CEP Percentages

Breakfast CEP Percentage:	52.09 %
Lunch CEP Percentage:	52.09 %

National School Lunch Program - NSLP

[Applications](#) [Claims](#) [CNP Overview](#)

You are logged in as Millie Calamity

Claims

NSLP Site Claim

[Help](#) | [Logoff](#)

You are in [NSLP Home](#) > [NSLP Claims Index](#) > NSLP Site Claim

Enter the information into the form. For meal quantities that are unknown or none served, enter zero (0). Click **Save** to save your changes or click **Cancel** to disregard your changes since the last save. Be sure to enter only *whole numbers* (no decimals/cents).

Lake View Elementary Primary (03-02-08-102)

Sponsored by Page Unified District (03-02-08)
2019 Program Year
November
Original Claim
Pending Submission

Regular Claim

Your claim data has been saved successfully.

Breakfast - Severe Need

Number of Days Served:	16
Free Meals Served:	6143
Reduced-Price Meals Served:	0
Paid Meals Served:	1228
Total Meals Served:	7371
Participants Enrolled:	569

Lunch - High Rate

Number of Days Served:	16
Free Meals Served:	6081
Reduced-Price Meals Served:	0
Paid Meals Served:	1215
Total Meals Served:	7296
Participants Enrolled:	569

Afternoon Snack - High Rate

Number of Days Served:	12
Free Meals Served:	738
Participants Enrolled:	71

Attendance Factor

Attendance Factor:	90.19 %
--------------------	---------

CEP Percentages

Breakfast CEP Percentage:	52.09 %
Lunch CEP Percentage:	52.09 %

Save

Delete

Cancel



National School Lunch Program - NSLP

[Applications](#) | [Claims](#) | [CNP Overview](#)

You are logged in as Millie Calamity

Claims

NSLP Site Claim

[Help](#) | [Logoff](#)You are in [NSLP Home](#) > [NSLP Claims Index](#) > NSLP Site Claim

Enter the information into the form. For meal quantities that are unknown or none served, enter zero (0). Click **Save** to save your changes or click **Cancel** to disregard your changes since the last save. Be sure to enter only *whole numbers* (no decimals/cents).

Manson Mesa High School (03-02-08-210)

Sponsored by Page Unified District (03-02-08)
2019 Program Year
November
Original Claim
Pending Submission

Regular Claim

Your claim data has been saved successfully.

Breakfast - Severe Need

Number of Days Served:

Free Meals Served: 53

Reduced-Price Meals Served: 0

Paid Meals Served: 11

Total Meals Served: Participants Enrolled:

Lunch - High Rate

Number of Days Served:

Free Meals Served: 97

Reduced-Price Meals Served: 0

Paid Meals Served: 19

Total Meals Served: Participants Enrolled:

Afternoon Snack - High Rate

Number of Days Served: Free Meals Served: Participants Enrolled:

Attendance Factor

Attendance Factor: 79.66 %

CEP Percentages

Breakfast CEP Percentage: 52.09 %

Lunch CEP Percentage: 52.09 %

Created by Millie Calamity on 12/3/2018 at 4:14:48 PM
Modified by Millie Calamity on 12/3/2018 at 4:15:35 PM

[Save](#)[Delete](#)[Cancel](#)



National School Lunch Program - NSLP

[Applications](#) | [Claims](#) | [CNP Overview](#)

You are logged in as Millie Calamity

Claims

NSLP Site Claim

[Help](#) | [Logoff](#)You are in [NSLP Home](#) > [NSLP Claims Index](#) > NSLP Site Claim

Enter the information into the form. For meal quantities that are unknown or none served, enter zero (0). Click **Save** to save your changes or click **Cancel** to disregard your changes since the last save. Be sure to enter only *whole numbers* (no decimals/cents).

Page High School (03-02-08-209)

Sponsored by Page Unified District (03-02-08)
2019 Program Year
November
Original Claim
Pending Submission

Regular Claim

Your claim data has been saved successfully.

Breakfast - Severe Need

Number of Days Served:	16
Free Meals Served:	1449
Reduced-Price Meals Served:	117
Paid Meals Served:	190
Total Meals Served:	1756
Participants Approved for Free Meals:	401
Participants Approved for Reduced-Price Meals:	39
Participants Approved for Paid Meals:	384
Participants Enrolled:	822

Lunch - High Rate

Number of Days Served:	16
Free Meals Served:	1888
Reduced-Price Meals Served:	227
Paid Meals Served:	447
Total Meals Served:	2562
Participants Approved for Free Meals:	401
Participants Approved for Reduced-Price Meals:	39
Participants Approved for Paid Meals:	384
Participants Enrolled:	822

Attendance Factor

Attendance Factor:	91.03 %
--------------------	---------

[Save](#)[Delete](#)[Cancel](#)

National School Lunch Program - NSLP

Applications Claims **CNP Overview**

You are logged in as Millie Calamity

Claims

NSLP Site Claim

[Help](#) | [Logoff](#)

You are in **NSLP Home** > **NSLP Claims Index** > NSLP Site Claim

Enter the information into the form. For meal quantities that are unknown or none served, enter zero (0). Click **Save** to save your changes or click **Cancel** to disregard your changes since the last save. Be sure to enter only *whole numbers* (no decimals/cents).

Page Middle School
(03-02-08-106)

Sponsored by Page Unified District (03-02-08)
2019 Program Year
November
Original Claim
Pending Submission

Regular Claim

Your claim data has been saved successfully.

Breakfast - Severe Need	
Number of Days Served:	<input type="text" value="16"/>
Free Meals Served:	5662
Reduced-Price Meals Served:	0
Paid Meals Served:	1131
Total Meals Served:	<input type="text" value="6793"/>
Participants Enrolled:	<input type="text" value="625"/>
Lunch - High Rate	
Number of Days Served:	<input type="text" value="16"/>
Free Meals Served:	4750
Reduced-Price Meals Served:	0
Paid Meals Served:	949
Total Meals Served:	<input type="text" value="5699"/>
Participants Enrolled:	<input type="text" value="625"/>
Attendance Factor	
Attendance Factor:	91.29 %
CEP Percentages	
Breakfast CEP Percentage:	52.09 %
Lunch CEP Percentage:	52.09 %

Created by Millie Calamity on 12/3/2018 at 4:22:44 PM
Modified by Millie Calamity on 12/3/2018 at 4:24:46 PM

[Save](#) [Delete](#) [Cancel](#)

National School Lunch Program - NSLP

[Applications](#)
[Claims](#)
[CNP Overview](#)

You are logged in as Millie Calamity

Claims

NSLP Site Claim

[? Help](#) |
 [+8 Logoff](#)

You are in [NSLP Home](#) > [NSLP Claims Index](#) > [NSLP Site Claim](#)

Enter the information into the form. For meal quantities that are unknown or none served, enter zero (0). Click **Save** to save your changes or click **Cancel** to disregard your changes since the last save. Be sure to enter only *whole numbers* (no decimals/cents).

Tse'yaato' High School
(03-01-99-006)

Sponsored by Page Unified District (03-02-08)
 2019 Program Year
 November
 Original Claim
Pending Submission

Regular Claim

Your claim data has been saved successfully.

Breakfast - Severe Need

Number of Days Served:	<input type="text" value="16"/>
Free Meals Served:	90
Reduced-Price Meals Served:	0
Paid Meals Served:	0
Total Meals Served:	<input type="text" value="90"/>
Participants Enrolled:	<input type="text" value="50"/>

Lunch - High Rate

Number of Days Served:	<input type="text" value="16"/>
Free Meals Served:	303
Reduced-Price Meals Served:	0
Paid Meals Served:	0
Total Meals Served:	<input type="text" value="303"/>
Participants Enrolled:	<input type="text" value="50"/>

Attendance Factor

Attendance Factor:	72.84 %
--------------------	---------

CEP Percentages

Breakfast CEP Percentage:	63.83 %
Lunch CEP Percentage:	63.83 %

Created by Millie Calamity on 12/3/2018 at 4:26:08 PM
 Modified by Millie Calamity on 12/3/2018 at 4:27:00 PM

Save

Delete

Cancel

FOOD SERVICE

		FUND 510	
		ACTUAL	
BEGINNING FUND BALANCE (1)	1.	249,708	1.
REVENUES			
1500 Investment Income	2.	1,543	2.
1600 Food Service	3.	171,808	3.
Other Local 1900 & 1950	4.	47,292	4.
4500 Restricted Revenue Rec. from Fed. Gov.	5.	948,106	5.
4900 Revenue for/on Behalf of the District	6.	51,851	6.
TOTAL REVENUE (lines 2-6)	7.	1,220,600	7.
5200 Fund Transfers-In	8.		8.
TOTAL AVAILABLE (lines 1, 7, and 8)	9.	1,470,309	9.

A. Number of operating months

	BREAKFASTS	LUNCHES/ SUPPERS	A LA CARTE*	SNACKS
1. Served at District Locations				
a. Reimbursable Meals Only	106,416	269,688	33,949	31,565
b. Program Adults/Adult Workers	480	3,451		
c. Other	211	2,855		
2. Served at Other Locations				
a. Reimbursable Meals Only				
b. Program Adults/Adult Workers				
c. Other				

* Divide all revenues from a la carte sales by the free lunch reimbursement rate received.

C. Meal Prices	P-6	7-8	9-12	Adult
1. Reduced breakfast	0.30	0.30	0.30	
2. Reduced lunch	0.40	0.40	0.40	
3. Reduced snack				
4. Paid breakfast	1.85	1.85	1.85	2.50
5. Paid lunch	2.60	2.60	2.60	3.50
6. Paid snack				

D. Special Milk Program

Charge to children per ½ pint milk unit

Number of ½ pint milk units served to children

EXPENDITURES

6150 Classified Salaries

6200 Employee Benefits

6400 Purchased Property Services

6570 Food Service Management

6591 Services Purchased from Other AZ Districts

6610 General Supplies (Nonfood Items)

6620 Energy

6631 USDA Commodities (Excluding Freight)

6632 USDA Commodities (Freight Only)

6633 Other Food

6634 Storage Costs for USDA Commodities

6700 Property (Excluding 6731-37)

6731-37 Furniture & Equipment, Vehicles, & Tech.

Other Expenditures

TOTAL EXPENDITURES (lines 10-23)

6910 Indirect Costs

6930 Fund Transfers-Out

TOTAL EXPENDITURES & OTHER USES (lines 24-26)

ENDING FUND BALANCE (line 9 minus line 27) (1)

	FOOD SERVICE FUND 510	M&O EXPENDITURES FUND 001	CAPITAL EXPENDITURES FUND 610	
	BUDGET	ACTUAL	ACTUAL	ACTUAL
10.		92,361		10.
11.		37,976		11.
12.				12.
13.		517,336		13.
14.				14.
15.		44,125		15.
16.			53,292	16.
17.		52,263		17.
18.		3,949		18.
19.		409,889		19.
20.				20.
21.				21.
22.		4,774		22.
23.			2,207	23.
24.	0	1,162,673	55,499	0
25.		30,000		25.
26.				26.
27.		1,192,673		27.
28.		277,636		28.

E. Detail of Food Service Management Company Expenditures

Classified Salaries	311,936
Employee Benefits	63,914
Supplies and Materials (Nonfood)	10,504
Food	239
Management Fee	44,531
Other	86,212
Total (must equal total of amounts on line 13 above)	517,336

(1) Includes Food Service Fund revolving account cash balance of \$1,045 at 7/1/15 or \$1,045 at 6/30/16, as applicable.

DISTRICT NAME Page Unified School District #8

COUNTY Coconino

CTDS NUMBER 030208000

FOOD SERVICE

BEGINNING FUND BALANCE (1)
REVENUES

1500 Investment Income
1600 Food Service
Other Local ____1900-1950-1980_____
4500 Restricted Revenue Rec. from Fed. Gov.
4900 Revenue for/on Behalf of the District
TOTAL REVENUE (lines 2-6)
5200 Fund Transfers-In
TOTAL AVAILABLE (lines 1, 7, and 8)

		FUND 510	
		ACTUAL	
1.	277,636	1.	
2.	1,926	2.	
3.	179,478	3.	
4.	66,845	4.	
5.	930,339	5.	
6.		6.	
7.	1,178,587	7.	
8.		8.	
9.	1,456,223	9.	

A. Number of operating months

10

B. Number of Meals Served

1. Served at District Locations
a. Reimbursable Meals Only
b. Program Adults/Adult Workers
c. Other
2. Served at Other Locations
a. Reimbursable Meals Only
b. Program Adults/Adult Workers
c. Other

	BREAKFASTS	LUNCHES/ SUPPERS	A LA CARTE*	SNACKS
	103,070.00	268,209.00	9,027.00	25,572.00
	118.00	2,117.00		
	284.00	2,904.00		

* Divide all revenues from a la carte sales by the free lunch reimbursement rate received.

C. Meal Prices

1. Reduced breakfast
2. Reduced lunch
3. Reduced snack
4. Paid breakfast
5. Paid lunch
6. Paid snack

	P-6	7-8	9-12	Adult
	0.30	0.30	0.30	
	0.40	0.40	0.40	
	1.85	1.85	1.85	
	2.70	2.70	2.70	

D. Special Milk Program

Charge to children per ½ pint milk unit

Number of ½ pint milk units served to children

(1) Includes Food Service Fund revolving account cash balance of

EXPENDITURES

6150 Classified Salaries
6200 Employee Benefits
6400 Purchased Property Services
6570 Food Service Management
6591 Services Purchased from Other AZ Districts
6610 General Supplies (Nonfood Items)
6620 Energy
6631 USDA Commodities (Excluding Freight)
6632 USDA Commodities (Freight Only)
6633 Other Food
6634 Storage Costs for USDA Commodities
6700 Property (Excluding 6731-39)

6731-32, 6734-35, 6737-38 Furniture & Equipment, Vehicles, & Tech. costing under \$5,00
6733, 6736, 6739 Furniture & Equipment, Vehicles, & Tech. costing \$5,000 or more
Other Expenditures_ 6580-6300

TOTAL EXPENDITURES (lines 10-24)

6910 Indirect Costs

6930 Fund Transfers-Out

TOTAL EXPENDITURES & OTHER USES

(lines 25-27)

ENDING FUND BALANCE (line 9 minus line 28) (1)

FOOD SERVICE FUND 510		M&O EXPENDITURES FUND 001	CAPITAL EXPENDITURES FUND 610
BUDGET	ACTUAL	ACTUAL	ACTUAL
10.	78,214	26,641	0
11.	31,826	9,438	0
12.	3,309		0
13.	570,210		
14.			
15.	54,576		0
16.			
17.			
18.	5,773		
19.	374,473		
20.			
21.			0
22.	12,051		0
23.	7,647		0
24.	69,060	4,250	0
25.	1,387,606	1,207,139	40,328
26.			
27.			
28.	1,207,139		
29.	249,084		

E. Detail of Food Service Management Company Expenditures

Classified Salaries	327,685
Employee Benefits	77,219
Supplies and Materials (Nonfood)	42
Food	792
Management Fee	130,743
Other	32,149
Total (must equal total of amounts on line 13 above)	568,630

\$1,045 at 7/1/16 or \$1,045 at 6/30/17, as applicable.

DISTRICT NAME Page Unified District No. 8

COUNTY Coconino

CTDS NUMBER 030208000

FOOD SERVICE

BEGINNING FUND BALANCE (1) REVENUES

1500 Investment Income
1600 Food Service
Other Local 1900, 1950
4500 Restricted Revenue Rec. from Fed. Gov.
4900 Revenue for/on Behalf of the District

TOTAL REVENUE (lines 2-6)

5000 Other Financing Sources and Fund Transfers-In

TOTAL AVAILABLE (lines 1, 7, and 8)

FUND 510	
ACTUAL	
1.	246,135
2.	2,856
3.	63,613
4.	39,591
5.	1,365,859
6.	56,693
7.	1,528,613
8.	
9.	1,774,747

A. Number of operating months

B. Number of Meals Served

1. Served at District Locations
a. Reimbursable Meals Only
b. Program Adults/Adult Workers
c. Other
2. Served at Other Locations
a. Reimbursable Meals Only
b. Program Adults/Adult Workers
c. Other

	BREAKFASTS	LUNCHES/ SUPPERS	A LA CARTE*	SNACKS
a. Reimbursable Meals Only	284,407.00	289,377.00	11,235.45	12,355.00
b. Program Adults/Adult Workers	7,903.00	2,649.00		
c. Other	106.00	3,103.00	8,551.17	

* Divide all revenues from a la carte sales by the free lunch reimbursement rate received.

C. Meal Prices

1. Reduced breakfast
2. Reduced lunch
3. Reduced snack
4. Paid breakfast
5. Paid lunch
6. Paid snack

	P-6	7-8	9-12	Adult
1. Reduced breakfast	0.30	0.30	0.30	
2. Reduced lunch	0.40	0.40	0.40	
3. Reduced snack				
4. Paid breakfast	1.85	1.85	1.85	
5. Paid lunch	2.80	2.80	2.80	
6. Paid snack				

D. Special Milk Program

Charge to children per ½ pint milk unit

Number of ½ pint milk units served to children

(1) Includes Food Service Fund revolving account cash balance of

EXPENDITURES

6150 Classified Salaries
6200 Employee Benefits
6400 Purchased Property Services
6570 Food Service Management
6591 Services Purchased from Other AZ Districts
6610 General Supplies (Nonfood Items)
6620 Energy
6631 USDA Commodities (Excluding Freight)
6632 USDA Commodities (Freight Only)
6633 Other Food
6634 Storage Costs for USDA Commodities
6700 Property (Excluding 6731-39)
6731-32, 6734-35, 6737-38 Furniture & Equipment, Vehicles, & Tech. costing under \$5,000
6733, 6736, 6739 Furniture & Equipment, Vehicles, & Tech. costing \$5,000 or more
Other Expenditures 6580

TOTAL EXPENDITURES (lines 10-24)

6910 Indirect Costs Transfers-Out

6900 Other Financing Uses and Fund Transfers-Out (excluding Indirect Costs Transfers-Out)

TOTAL EXPENDITURES & OTHER USES

(lines 25-27)

ENDING FUND BALANCE (line 9 minus line 28) (1)

FOOD SERVICE FUND 510		M&O EXPENDITURES FUND 001	CAPITAL EXPENDITURES FUND 610
BUDGET	ACTUAL	ACTUAL	ACTUAL
10.	60,538		
11.	24,658		
12.	3,339		
13.	620,864		
14.			
15.	53,357	439	
16.			
17.	56,693		
18.	5,974		
19.	555,342		
20.			
21.			
22.	5,372		
23.			
24.	178		
25.	1,139,305	1,386,316	439
26.			
27.			
28.	1,386,316		
29.	388,431		

E. Detail of Food Service Management Company Expenditures

Classified Salaries	371,460
Employee Benefits	83,379
Supplies and Materials (Nonfood)	79
Food	1,056
Management Fee	133,881
Other	31,010
Total (must equal total of amounts on line 13 above)	620,865

\$ at 7/1/17 or \$ at 6/30/18, as applicable.